

October 1, 2020 through September 30, 2021 Submitted to Board of County Commissioners
For Approval on December 14, 2021

2020/2021
MANATEE COUNTY GOVERNMENT
CONSOLIDATED ANNUAL PERFORMANCE AND EVALUATION REPORT
(CAPER)



Prepared by: Manatee County Redevelopment and Economic Opportunity Department
1112 Manatee Avenue West
Bradenton, Florida 34205 (941) 749-3029

Assistance From:



Table of Contents

| | |
|-------------------------------------------------------------------------------------|----|
| 2020/21 CAPER | 3 |
| Executive Summary..... | 3 |
| CR-05 Goals and Outcomes..... | 4 |
| CR-10 Racial and Ethnic Compositions of (Persons/Households/Families) Assisted..... | 9 |
| CR-15 Resources and Investments..... | 9 |
| CR-20 Affordable Housing..... | 16 |
| CR-25 Homeless and Other Special Needs..... | 19 |
| CR-30 Public Housing | 24 |
| CR-35 Other Actions..... | 26 |
| CR-40 Monitoring..... | 33 |
| CR-45 CDBG 91.520(c)..... | 34 |
| CR-50 HOME 91.520(d) | 35 |
| CR-58 Section 3 | 38 |
| CR-60 ESG 91.520 (ESG Recipients Only) | 38 |
| CR-65 Persons Assisted | 40 |
| CR-70 Assistance Provided and Outcomes | 43 |
| CR-75 Expenditures..... | 44 |
| Appendix | |
| Financial Reports..... | |
| Public Participation | |
| Electronic ESG CAPER..... | |
| Maps | |

Tables & Maps

| | |
|------------------------------------------------------------------------------------|----|
| Table 1 – Accomplishments - Program Year & Strategic Plan to Date (2020/2021)..... | 5 |
| Table 1 – Accomplishments – Program Year & Strategic Plan to Date (2020/2021)..... | 8 |
| Table 2 – Families Assisted | 9 |
| Table 3 – Resources Made Available | 11 |
| Table 4 – Geographic Distribution | 13 |
| Table 5 – Fiscal Year Summary - HOME Match Report..... | 14 |
| Table 6 – Match Contribution for the Federal Fiscal Year | 14 |

| | |
|---------------------------------------------------------------------------------------|----|
| Table 7 – Program Income | 15 |
| Table 8 – Minority Business Enterprises and Women Business Enterprises | 15 |
| Table 9 – Affordable Housing Progress | 16 |
| Table 10 – Affordable Housing Progress | 16 |
| Table 11 – Extremely low-income, Low-income, and Moderate-income persons served | 17 |
| Table 12 – Section 3 | 38 |
| Table 13 – Household Information for Homeless Prevention Activities..... | 41 |
| Table 14 – Household Information for Rapid Re-Housing Activities | 41 |
| Table 15 – Shelter Information | 41 |
| Table 16 – Household Information for Street Outreach..... | 42 |
| Table 17 – Household Information for Persons Served with ESG..... | 42 |
| Table 18 – Gender Information..... | 42 |
| Table 19 – Age Information | 43 |
| Table 20 – Special Population Served | 43 |
| Table 21 – Shelter Utilization..... | 44 |
| Table 22 – ESG Expenditures for Homeless Prevention..... | 45 |
| Table 23 – ESG Expenditures for Homeless Prevention..... | 45 |
| Table 24 – ESG Expenditures for Emergency Shelter..... | 46 |
| Table 25 – Other Grant Expenditures | 46 |
| Table 26 – Total ESG Funds Expended | 46 |
| Table 27 – Match Source | 47 |
| Table 28 – Total Amount of Funds Expended on ESG Activities | 47 |

2020/21 CAPER



Executive Summary

INTRODUCTION

Manatee County's Redevelopment and Economic Opportunity Department is responsible for the preparation of the Consolidated Plan and Annual Action Plan, and administers the funding for Community Development Block Grant (CDBG) Program, HOME Investment Partnerships (HOME) Program, and Emergency Solutions Grant (ESG) Programs. This is the fourth reporting year for the 2017/2021 Consolidated Plan that covers the 2020/2021 Program Year.

The Consolidated Annual Performance and Evaluation Report (CAPER) details Manatee County, Florida's accomplishments during the Community Development Block Grant (CDBG) Program Year (PY) 2020/2021 toward meeting the goals outlined in the Manatee County 2017/2021 Five-Year Consolidated Plan. The Program Year 2020/2021 Consolidated Annual Performance and Evaluation Report (CAPER) describes Manatee County's program accomplishments for the period beginning October 1, 2020 through September 30, 2021.

This report compares the actual performance measures with those projected in the 2020/2021 Annual Action Plan. The CAPER reports on activities funded by the Federal Community Development Block Grant (CDBG) Program, HOME Investment Partnerships (HOME) Program, and Emergency Solutions Grant (ESG) Program as well as highlighting a range of locally funded programs.

For this Program Year Manatee County was allocated \$1,902,687 in Community Development Block Grant (CDBG) funds (as noted in line 02 of PR-26 Financial Summary Report), \$660,812 in HOME Investment Partnerships (HOME) funds, and \$164,657 in Emergency Solutions Grant (ESG) funds through a formula allocation from the Department of Housing and Urban Development (HUD). Additionally prior year funding of \$60,532 in CDBG and \$150,000 in HOME were made available, as identified in the Annual Action Plan.

In response to the COVID-19 pandemic the County received a supplemental allocation of ESG and CDBG funds as authorized by the Coronavirus Aid, Relief, and Economic Security Act (CARES), Public Law 116-136, known as CDBG-CV in the total amount of \$2,698,615 and ESG-CV in the amount of \$2,703,218. Manatee County, Florida has administered a number of activities that include Homeowner Rehabilitation and Down Payment Assistance, Meals on Wheels and Project Smile Public Service activities, Sunrise Community of Southwest Florida Adult Training Center Remodeling Project, 15th Street Sidewalk Improvement and Washington Park projects to name a few.

Detailed tables outlining the activities that were completed during the 2020/2021 CDBG Program Year are located throughout this CAPER report.

CR-05 Goals and Outcomes

PROGRESS THE JURISDICTION HAS MADE IN CARRYING OUT ITS STRATEGIC PLAN AND ITS ACTION PLAN. 91.520(A)

During the grant application cycle for the 2020/2021 Annual Action Plan, Manatee County gave preference to those complete funding applications that were ranked as high, based upon the priority needs established in the 2017/21 Consolidated Plan, and particularly to those that addressed a goal of the County's approved Assessment of Fair Housing Plan (AFH). In development of the use of the Coronavirus Aid, Relief, and Economic Security Act (CARES), known as CDBG-CV and ESG-CV, grant funds consideration and prioritization were given to the needs of low and moderate-income persons and the development of partnerships with the private nonprofit sector. Coordination with the Department of Public Safety, Division of Emergency Management was undertaken in identification of activity to support the local pandemic response.

As identified in this report, Manatee County addressed the housing, health, welfare, emergency/disaster response, and homeless needs of our community during the 2020/2021 Program Year. Manatee County is working diligently to meet the priority needs established in our Consolidated Plan and AFH in the expenditure of these federal funds. In addition, the County also seeks to meet other issues identified by involving our citizens in a variety of methods. Due to COVID-19, in-person and virtual public meetings were conducted within the County during the year to receive public input. Citizens may also seek information, ask questions, or contact County staff through an established website and e-mail account.

Manatee County is confident that its federally funded programs help address the priorities of the Consolidated Plan and the Annual Action Plan and meet the needs of low and moderate-income persons within the County.

TABLE 1: ACCOMPLISHMENTS – PROGRAM YEAR

| Goal | Category | Funding | Outcome | | | | |
|-------------------------------------------|---------------------------------------------------------------------|-----------|--------------------------------------------------------------------------|----------|--------|----------------------------------------|------------------|
| | | | Indicator | Expected | Actual | Unit Of Measure (UofM) | Percent Complete |
| Community Development/Public Improvements | Non-Housing Community Development | CDBG | Other | 2 | 0 | Other (Public Infrastructure Projects) | 0% |
| Housing | Affordable Housing Public Housing Homeless | CDBG/HOME | Homeowner Housing Rehabilitated | 14 | 0 | Homeowner Housing Rehabilitated | 0% |
| | Non-Homeless Special Needs Other - Fair Housing | CDBG/HOME | Homeowner Housing Added | 8 | 0 | Homeowner Housing Added | 0% |
| Social/Public Services | Homeless Non-Homeless Special Needs | CDBG | Public service activities other than Low/Moderate Income Housing Benefit | 392 | 158 | Persons Assisted | 40.31% |
| | Non-Housing Community Development Other - Fair Housing | ESG | Homelessness Prevention | 30 | 0 | Persons Assisted | 0% |
| Emergency/Disaster Response | Basic Needs Assistance Transportation Services for Special Needs | CDBG | Public service activities other than Low/Moderate Income Housing Benefit | 75 | 8,150 | Persons Assisted | 0% |

Table 1 – Accomplishments - Program Year & Strategic Plan to Date (2020/2021)

TABLE 1: ACCOMPLISHMENTS – STRATEGIC PLAN TO DATE

| Goal | Category | Funding | Outcome | | | | |
|-------------------------------------------|-----------------------------------------------------------------------------------------------------|-------------------------------------------------------|--------------------------------------------------------------------------|----------|--------|------------------------------------------------------------|------------------|
| | | | Indicator | Expected | Actual | Unit Of Measure (UofM) | Percent Complete |
| Community Development/Public Improvements | Non-Housing Community Development Other - Fair Housing | CDBG \$4,010,000 | Other | 17 | 4 | Other (Public Facility and Public Infrastructure Projects) | 23.53% |
| | | | Buildings Demolished | 15 | 0 | Buildings | 0% |
| Economic Development | Non-Housing Community Development Other - Fair Housing | CDBG \$250,000 | Public service activities other than Low/Moderate Income Housing Benefit | 25 | 114 | Persons Assisted | 456% |
| | | | Façade Treatment/Business Building Rehabilitation | 2 | 0 | Businesses | 0% |
| Housing | Affordable Housing Public Housing Homeless Non-Homeless Special Needs Other - Fair Housing | CDBG \$1,240,000 HOME \$2,025,000 ESG \$518,000 | Public service activities for Low/Moderate Income Housing Benefit | 75 | 0 | Households Assisted | 0% |
| | | | Homeowner Housing Rehabilitated | 21 | 5 | Household Housing Unit | 23.81% |
| | | | Direct Financial Assistance to Homebuyers | 5 | 7 | Households Assisted | 140.00% |
| | | | Homelessness Prevention | 150 | 654 | Persons Assisted | 436.00% |

Table 1 – Accomplishments - Program Year & Strategic Plan to Date (2020/2021)

TABLE 1: ACCOMPLISHMENTS – STRATEGIC PLAN TO DATE

| Goal | Category | Funding | Outcome | | | | |
|-----------------------------|-----------------------------------------------------------------------------------------------------|---------------------------------|--------------------------------------------------------------------------|----------|--------|----------------------------------------------------------------------------------------------------------------------------|------------------|
| | | | Indicator | Expected | Actual | Unit Of Measure (UofM) | Percent Complete |
| | | | Other | 9 | 0 | Other "9" Other is made up of (CHDO Housing Units (Rental or Homeowner) = 5 household/housing units) and (AFH "other" = 4) | 0% |
| Social/Public Services | Homeless Non-Homeless Special Needs Non-Housing Community Development Other - Fair Housing | CDBG \$900,000 ESG \$129,500 | Homelessness Prevention | 100 | 654 | Persons Assisted | 654.00% |
| | | | Public Service Activities other than Low/Moderate Income Housing Benefit | 815 | 1,580 | Persons Assisted | 193.87% |
| Emergency/Disaster Response | Other - Emergency/Disaster Response | Other - \$1,687,241 | Public service activities other than Low/Moderate Income Housing Benefit | 430 | 11,178 | Persons Assisted | 2,599% |
| | | | Tenant-based rental assistance / Rapid Rehousing | 60 | 0 | Persons Assisted | 0% |

Table 1 – Accomplishments - Program Year & Strategic Plan to Date (2020/2021)

TABLE 1: ACCOMPLISHMENTS – STRATEGIC PLAN TO DATE

| Goal | Category | Funding | Outcome | | | | |
|------|----------|---------|-------------------------|----------|--------|------------------------|------------------|
| | | | Indicator | Expected | Actual | Unit Of Measure (UofM) | Percent Complete |
| | | | Homelessness Prevention | 150 | 57 | Persons Assisted | 38% |

Table 1 – Accomplishments – Program Year & Strategic Plan to Date (2020/2021)

ASSESS HOW THE JURISDICTION'S USE OF FUNDS, PARTICULARLY CDBG, ADDRESSES THE PRIORITIES AND SPECIFIC OBJECTIVES IDENTIFIED IN THE PLAN, GIVING SPECIAL ATTENTION TO THE HIGHEST PRIORITY ACTIVITIES IDENTIFIED.

During this program year, year four of the Five-Year Consolidated Plan, Manatee County effectively used its CDBG, HOME, and ESG funds to undertake a variety of programs, projects and activities designed to address housing and community development needs throughout the County. High priority initiatives included homeless prevention, fair housing, and technical assistance. The accomplishments of Manatee County were consistent with the Consolidated Plan’s high-priority community development housing, social services, and homeless objectives, and are presented in this report within this program year. Please note: the outcome numbers reported in the table above include projects from prior years that were closed out during this program year. The outcome numbers above and through-out this report do not include outcomes for ESG-CV as HUD requires ESG-CV reporting in a different manner.

CR-10 Racial and Ethnic Compositions of (Persons/Households/Families) Assisted

DESCRIBE THE FAMILIES ASSISTED (INCLUDING THE RACIAL AND ETHNIC STATUS OF FAMILIES ASSISTED 91.520(A))

All local jurisdictions that receive CDBG, HOME, and ESG funding must maintain data on the extent to which each racial and ethnic group have applied for, participated in, or benefited from any program or activity funded with federal funds. Manatee County was able to collect this data by having all participants and sub-recipients report on income and racial/ethnic status. This tracking allows Manatee County to collect racial and ethnic information, household size and annual household income.

TABLE 2: FAMILIES ASSISTED

| Race: | CDBG | HOME | ESG |
|-------------------------------------|--------------|-----------|-----------|
| White | 6,325 | 13 | 48 |
| Black or African American | 2,299 | 7 | 18 |
| Asian | 40 | 0 | 0 |
| American Indian or American Native | 4 | 0 | 0 |
| Native Hawaiian or Pacific Islander | 11 | 0 | 0 |
| Multiple Races or Other | 0 | 0 | 2 |
| TOTAL: | 8,679 | 20 | 68 |
| Ethnicity: | | | |
| Hispanic | 3,693 | 4 | 18 |
| Not-Hispanic | 4,986 | 16 | 50 |

Table 2 – Families Assisted

NARRATIVE

During the 2020/2021 Program Year, Manatee County was able to assist 8,769 individuals through multiple programs. Please see the above table for a breakdown by race and ethnicity. Additionally, there were 68 clients served with ESG funding.

CR-15 Resources and Investments

IDENTIFY THE RESOURCES MADE AVAILABLE.

Information in **Table 3** provides a detailed breakdown of resources that were made available through the CDBG, HOME, ESG, CDBG-CV, and ESG-CV but does not account for unspent prior year funds or outstanding project balances. In program year 2020/2021, Manatee County had \$1,902,687 available in Community Development Block Grant (CDBG) resources, \$660,812 in HOME funds, and \$164,657 in ESG funds to award to sub-recipients carrying out the goals outlined in the County's Consolidated Plan. In addition, \$60,532 of carry-over funding from prior years of CDBG funds and \$150,000 in prior year HOME resources for a total of \$2,938,548 in federal funding from HUD over the Program Year were made available.

In response to the COVID-19 pandemic the County received a supplemental allocation of ESG and CDBG funds as authorized by the Coronavirus Aid, Relief, and Economic Security Act (CARES), Public Law 116-136, known as CDBG-CV in the amount of \$2,698,615 and ESG-CV in the amount of \$2,703,218 for a total of \$5,401,833.

These amounts do not include amounts expended but not disbursed during the program year as there is a delay in disbursement of funding due to staff reprioritization as a result of the COVID-19 pandemic.

- The CDBG program disbursed a total of \$1,095,493 during this program year, which included current-year program funds and prior year funds.
- The HOME program disbursed a total of \$450,200 during this program years, which included current-year program funds and prior year funds.
- The ESG program disbursed a total of \$195,501 during this program years, which included current-year program funds and prior year funds.
- The CDBG-CV program disbursed a total of \$804,761 during this program years, which included current-year program funds and prior year funds.

- The ESG-CV program disbursed a total of \$168,030 during this program years, which included current-year program funds and prior year funds.

Total amount expended in grant funding when accounting for multiple grant years is shown below:

TABLE 3: RESOURCES MADE AVAILABLE

| Source of Funds | Source of Funds | Resources Made Available \$ | Amount Expended During Program Year Program Year 2020 |
|-----------------|-----------------|--------------------------------|-------------------------------------------------------------|
| CDBG | Public, Federal | \$1,902,687 | \$1,095,493 |
| CDBG – CV | Public, Federal | \$2,698,615 | \$804,761 |
| HOME | Public, Federal | \$660,812 | \$450,200 |
| ESG | Public, Federal | \$164,657 | \$195,501 |
| ESG – CV | Public, Federal | \$2,703,218 | \$168,030 |

Table 3 – Resources Made Available

IDENTIFY THE GEOGRAPHIC DISTRIBUTION AND LOCATION OF INVESTMENTS.

Table 4 reflects the designated five (5) target areas within the Consolidated Plan: Samoset, Samoset West (R/ECAP), South County (R/ECAP), Washington Park, and Manatee County (unincorporated CDBG-eligible areas of the County). Additionally, the County identified CDBG, HOME, and ESG resources to assist various communities and neighborhoods throughout the County and the cooperating cities based on low- and moderate-income area criteria.

During this program year, many activities were impacted by the COVID-19 pandemic. While many of our traditional programs are geographically targeted, all of the COVID-19 programs were expanded to any eligible person within Manatee County regardless of their location.

The County received a supplemental allocation of ESG and CDBG funds as authorized by the Coronavirus Aid, Relief, and Economic Security Act (CARES), Public Law 116-136, known as CDBG-CV and ESG-CV.

The CDBG-CV funding was distributed to public service agencies to address food insecurity for many of our seniors, hygiene stations for our homeless neighbors, assistance to individuals experiencing homelessness that need legal services in obtaining birth certificates or government issued identification in order to be able to access housing resources, and homeless outreach to actively engage with unsheltered people in encampments and ensure basic needs and connect them with traditional and COVID-19 related services and resources. The non-HUD CARES funding allocated through the US Treasury was used for a variety of activities in the community, including Emergency Rental and Mortgage Assistance as well as Rehousing activities. As a result, the ESG-CV funding identified for assistance with Homeless Prevention, Rapid Rehousing, and Non-Congregate Sheltering was delayed in use.

The following table below describes the distribution of resources based on geography for activities completed over the 2020/2021 Program Year. A summary of this distribution is shown in **Table 4**.

TABLE 4: GEOGRAPHIC DISTRIBUTION

| Target Area | Planned Percentage of Allocation | Actual Percentage of Allocation | Narrative Description |
|----------------------------------|----------------------------------|---------------------------------|-------------------------------------------------------------------------------------------------------------------------------------------------------------------------------------------------------------------------------------------------------|
| Samostat Target Areas | 0% | 1.8% | Activities completed include CDBG and HOME Homeowner Rehabilitation Program. Other Countywide projects are available to residents such as project smile, down payment assistance, and food assistance to name a few. |
| Samostat West R/ECAP Target Area | 13% | 0% | Activities completed include CDBG and HOME Homeowner Rehabilitation Program and Meals on Wheels. Other Countywide projects are available to residents such as project smile, down payment assistance, and food assistance to name a few. |
| South County R/ECAP Target Area | 2% | 1.8% | Activities completed include CDBG and HOME Homeowner Rehabilitation Program and Meals on Wheels. Other Countywide projects are available to residents such as project smile, down payment assistance, and food assistance to name a few. |
| Washington Park Target Area | 0% | 20% | Activities completed include CDBG and HOME Homeowner Rehabilitation Program and Washington Park Improvements. Other Countywide projects are available to residents such as project smile, down payment assistance, and food assistance to name a few. |
| Manatee County LMI Areas | 85% | 76% | Activities completed include CDBG and HOME Homeowner Rehabilitation Program and Meals on Wheels. Other Countywide projects are available to residents such as project smile, down payment assistance, and food assistance to name a few. |

Table 4 – Geographic Distribution

Leveraging

The CDBG program does not require matching funds, but CDBG funds are leveraged by many other resources within the community. Many of these funding sources provided leverage from private and public sources for the CDBG projects undertaken in PY 2020/2021. Sub-recipients that received CDBG funding also received funding from federal, state, local, and other resources. The CDBG-CV and the ESG-CV programs also do not require match.

On April 10, 2020, HUD issued a memo in response to the declared disaster of the COVID-19 pandemic that reduced the matching requirements for the HOME program by 100 percent for expenditures between October 1, 2019 and September 2021.

ESG funds were leveraged, in part, by selecting a sub-recipient that has established homeless services and has strong connections with various funding sources. ESG sub-recipients are required to match ESG funding with other cash and/or in-kind dollar-for-dollar match. ESG sub-recipients used other private or public grants not used previously to match another grant, the value of any donated materials or volunteer service time, the value of any leases on buildings, salaries paid to staff, and additional costs to carry out programs not paid for with ESG funding.

TABLE 5: FISCAL YEAR SUMMARY – HOME MATCH

| Fiscal Year Summary – HOME Match | |
|--------------------------------------------------------------------------------|-----|
| 1. Excess match from prior Federal fiscal year | N/A |
| 2. Match contributed during current Federal fiscal year | N/A |
| 3. Total match available for current Federal fiscal year (Line 1 plus Line 2) | N/A |
| 4. Match liability for current Federal fiscal year | N/A |
| 5. Excess match carried over to next Federal fiscal year (Line 3 minus Line 4) | N/A |

Table 5 – Fiscal Year Summary - HOME Match Report

TABLE 6: MATCH CONTRIBUTION FOR THE FEDERAL FISCAL YEAR HOME MATCH

| Project Number | Date of Contribution | Cash (Non-Federal Sources) | Total Match |
|----------------|----------------------|----------------------------|-------------|
| N/A | N/A | N/A | N/A |

Table 6 – Match Contribution for the Federal Fiscal Year

TABLE 7: HOME MBE/WBE REPORT

| Program Income – Enter the program amounts for the reporting period | | | | |
|---------------------------------------------------------------------|--------------------------------------------|--------------------------------------------------|--------------------------|-----------------------------------------------|
| Balance on hand at beginning of reporting period \$ | Amount Received during reporting period \$ | Total amount expended during reporting period \$ | Amount expended for TBRA | Balance on hand at end of reporting period \$ |
| \$0.00 | \$48,800 | \$4,880 | \$0.00 | \$43,920 |

Table 7 – Program Income**TABLE 8: MINORITY BUSINESS ENTERPRISES AND WOMEN BUSINESS ENTERPRISES**

| Contracts – Enter the contract amounts for the reporting period | | | | | | | |
|-----------------------------------------------------------------|-----------------------------------|---------------------------|--------------------|----------|--------------------|----------------------------|-----|
| Total | Minority Business Enterprises | | | | White Non-Hispanic | Women Business Enterprises | |
| | Alaskan Native or American Indian | Asian or Pacific Islander | Black Non-Hispanic | Hispanic | | | |
| Contracts | | | | | | | |
| Dollar Amount | \$225,000 | \$0 | \$0 | \$0 | \$0 | \$225,000 | \$0 |
| Number | 2 | - | - | - | - | 2 | - |
| Sub-Contracts | | | | | | | |
| Dollar Amount | \$44,128 | \$0 | \$0 | \$1,750 | \$14,300 | \$28,078 | \$0 |
| Number | 12 | - | - | 1 | 3 | 8 | - |

Table 8 – Minority Business Enterprises and Women Business Enterprises

CR-20 Affordable Housing

During the 2020/2021 Program Year, Manatee County was able to provide funding for the Homeowner Rehabilitation Program and Down Payment Assistance. The county helped 7 households through down payment assistance with HOME and CDBG funding, and additionally 2 households with Homeowner rehabilitation/Replacement.

Affordable Housing Progress is shown below in **Table 9** and **Table 10**.

TABLE 9: AFFORDABLE HOUSING PROGRESS

| | One-Year Goal | Actual |
|-----------------------------------------------------------------|---------------|----------|
| Number of homeless to be provided affordable housing units | 0 | 0 |
| Number of non-homeless to be provided affordable housing units | 22 | 9 |
| Number of special needs to be provided affordable housing units | 0 | 0 |
| TOTAL: | 22 | 9 |

Table 9 – Affordable Housing Progress

TABLE 10: AFFORDABLE HOUSING PROGRESS

| Number of households supported through: | One-Year Goal | Actual |
|-----------------------------------------|---------------|----------|
| Rental Assistance | 0 | 0 |
| The Production of New Units | 8 | 1 |
| Rehab of Existing Units | 14 | 1 |
| Acquisition of Existing Units | 0 | 7 |
| TOTAL: | 22 | 9 |

Table 10 – Affordable Housing Progress

DISCUSS THE DIFFERENCE BETWEEN GOALS AND OUTCOMES AND PROBLEMS ENCOUNTERED IN MEETING THESE GOALS.

Due to the COVID-19 pandemic nearly all Homeowner Rehabilitation and Replacement activities halted. Many of the homeowners did not want contractors in their home during this time. However, during the 2020/2021 Program Year Manatee County was able to help a number of households throughout Manatee County who needed affordable housing with down payment assistance.

While 7 households were assisted during the program year, the county expects to continue this program and help additional households in the future. Of these 7 households assisted with down payment assistance, 4 were funded through HOME and 3 households were funded through CDBG programming. Both households assisted with Homeowner Rehabilitation and Replacement were funded through HOME funds.

DISCUSS HOW THESE OUTCOMES WILL IMPACT FUTURE ANNUAL ACTION PLANS.

This year’s outcomes will have a significant impact on future annual action plans and the overall goals outlined in the 5-Year Consolidated Plan. Due to COVID-19 homeowners are reluctant to have anyone in their home and this is expected to continue in the near future. Additionally, home sales prices have significantly increased in the last year impacting the ability for potential homeowners to qualify for a first mortgage. Manatee County has increased the eligible purchase price and the down payment assistance available for a household as a result. Manatee County will continue to monitor the impact of the sales prices on the program in the future. The County will continue to focus on bringing more affordable housing to Manatee County through other incentives.

TABLE 11: EXTREMELY LOW-INCOME, LOW-INCOME, AND MODERATE-INCOME PERSONS SERVED

| | CDBG Actual Number of Persons Served | HOME Actual Number of Persons Served |
|----------------------|--------------------------------------------|--------------------------------------------|
| Extremely Low-Income | 0 | 1 |
| Low-Income | 0 | 0 |
| Moderate Income | 3 | 5 |
| TOTAL: | 3 | 6 |

Table 11 – Extremely low-income, Low-income, and Moderate-income persons served

NARRATIVE

Table 11 includes the number of extremely low-income, low-income, and moderate-income persons served by each activity where information on income by family size is required to determine the eligibility of the activity. These numbers are inclusive of all activities undertaken with CDBG and HOME funds over the 2020/2021 Program Year.

During this program year, 1 homeowner replacement project and 1 homeowner rehabilitation project were completed with HOME. Of the 9 households assisted, 7 received down payment assistance. Of the 9 households assisted, 1 household was extremely low-income, and 8 households were moderate income. Three households received assistance from CDBG, and 6 households received assistance from HOME.

CR-25 Homeless and Other Special Needs

EVALUATE THE JURISDICTION'S PROGRESS IN MEETING ITS SPECIFIC OBJECTIVES FOR REDUCING AND ENDING HOMELESSNESS THROUGH: REACHING OUT TO HOMELESS PERSONS (ESPECIALLY UNSHELTERED PERSONS) AND ASSESSING THEIR INDIVIDUAL NEEDS

Manatee County invests Emergency Solutions Grant (ESG) funds and other federal, state, and local funds in programs and services to assist homeless persons. The County continues to work collaboratively with other public funders, businesses, community-based, and faith-based organizations to support the providers' efforts for reducing and ending homelessness in Manatee County.

One of the County's strategies for preventing and reducing homelessness is to assist non-profit service providers in obtaining additional funding sources for emergency shelters. The primary activities to address homelessness during the 2020/2021 program year is Project Smile and Homeless Prevention through short-term and medium-term rental assistance. The County received a supplemental allocation of ESG and CDBG funds as authorized by the Coronavirus Aid, Relief, and Economic Security Act (CARES), Public Law 116-136, known as CDBG-CV and ESG-CV. The CDBG-CV funding was distributed to public service agencies to address hygiene stations for our homeless neighbors, temporary food assistance, assistance to individuals experiencing homelessness that need legal services in obtaining birth certificates or government issued identification in order to be able to access housing resources, worker retraining, and homeless outreach to actively engage with unsheltered people in encampments and ensure basic needs and connect them with traditional and COVID-19 related services and resources. Manatee County partnered with The Salvation Army and Turning Points, along with the Palmetto and Bradenton Police Departments and with the Manatee County Sheriff's Office to provide outreach services to the people in those camps.

During this program year CARES Act funding was allocated to a variety of activities in the community, including Emergency Rental and Mortgage Assistance as well as Rehousing activities. As a result, the ESG-CV funding identified for assistance with Homeless Prevention and Rapid Rehousing was delayed in use until this program year and will be fully used in the upcoming program year.

During the COVID-19 pandemic, there was a dramatic increase in the cost of housing/rents that could lead to homelessness for individuals and families. Manatee County continues to support programming that is designed to prevent homelessness by assisting homeowners and renters that find themselves behind in mortgage or rental payments with our HUD funding. This type of temporary assistance can help families that truly find themselves in a unique situation that can be remedied by one-time support. Through the HUD funded Homeless Prevention activity, the County has provided housing relocation and stabilization services, and short-term and medium-term rental assistance.

ADDRESSING THE EMERGENCY SHELTER AND TRANSITIONAL HOUSING NEEDS OF HOMELESS PERSONS

As previously stated, one of the County's strategies for preventing and reducing homelessness is to assist non-profit service providers in obtaining additional funding sources for emergency shelters. The primary activities to address homelessness during the 2020/2021 program year is Project Smile and Homeless Prevention through short-term and medium-term rental assistance. The County received a supplemental allocation of ESG and CDBG funds as authorized by the Coronavirus Aid, Relief, and Economic Security Act (CARES), Public Law 116-136, known as CDBG-CV and ESG-CV. The CDBG-CV funding was distributed to public service agencies to address hygiene stations for our homeless neighbors, temporary food assistance, assistance to individuals experiencing homelessness that need legal services in obtaining birth certificates or government issued identification in order to be able to access housing resources, worker retraining, and homeless outreach to actively engage with unsheltered people in encampments and ensure basic needs and connect them with traditional and COVID-19 related services and resources. Manatee County partnered with The Salvation Army and Turning Points, along with the Palmetto and Bradenton Police Departments and with the Manatee County Sheriff's Office to provide outreach services to the people in those camps.

With the CARES Act funding available in the community and the eviction moratoriums there was a short-term reduction in the number of new homeless. Many individuals were able to maintain their housing as a result of the moratorium or emergency rental assistance made available to County residents. Without the Eviction Moratorium, the County expects the number of newly homeless to rise. As such, the County has transitioned the ESG and ESG-CV funding to be used for Rapid Rehousing as the Emergency Rental Assistance Program funding allocated through the US Treasury will continue to be used to assist Manatee County renters for Homeless Prevention.

HELPING LOW-INCOME INDIVIDUALS AND FAMILIES AVOID BECOMING HOMELESS, ESPECIALLY EXTREMELY LOW-INCOME INDIVIDUALS AND FAMILIES AND THOSE WHO ARE: LIKELY TO BECOME HOMELESS AFTER BEING DISCHARGED FROM PUBLICLY FUNDED INSTITUTIONS AND SYSTEMS OF CARE (SUCH AS HEALTH CARE FACILITIES, MENTAL HEALTH FACILITIES, FOSTER CARE AND OTHER YOUTH FACILITIES, AND CORRECTIONS PROGRAMS AND INSTITUTIONS); AND, RECEIVING ASSISTANCE FROM PUBLIC OR PRIVATE AGENCIES THAT ADDRESS HOUSING, HEALTH, SOCIAL SERVICES, EMPLOYMENT, EDUCATION, OR YOUTH NEEDS.

Homeless prevention is a major concern and goal of Manatee County. Strategies outlined in the Consolidated Plan and the specific actions taken by Turning Points, Manatee County will have supported the efforts of the Suncoast Partnership to End Homelessness, Inc.

During this program year, Manatee County coordinated with Suncoast Partnership to End Homelessness, the County's designated Continuum of Care agency and other homeless service providers to continue to implement a cohesive, community-wide discharge coordination policy that can be successfully implemented to ensure that persons being discharged from publicly funded agencies and institutions do not become homeless upon release. Programs currently meeting such need include Turning Points, Our Daily Bread, The Salvation Army, and Catholic Charities.

Throughout the program year, the County continued to coordinate and provide funding to Turning Points and Suncoast Partnership to End Homelessness and its member agencies that offer self-sufficiency training, medical/healthcare, mental health counseling, case management, and other activities to prevent homelessness in populations that may be discharged from systems of care but require housing assistance and continued access to related social services.

Turning Points has a focus on providing wrap around services on site to people who are at risk of homelessness or are literally homeless. When people are discharged from institutions or experience "street" homelessness, they provide assistance with legal, health, social services, employment, and veteran services all in one site.

Monthly meetings of the People Assisting The Homeless (PATH) address agency programs in the community, providing information and education about services available to the low-income population, and what funding is available to assist them into housing – administered by which agency. This community forum enables people to network and make connections directly, enhancing communication between agencies and making direct services referrals for clients.

HELPING HOMELESS PERSONS (ESPECIALLY CHRONICALLY HOMELESS INDIVIDUALS AND FAMILIES, FAMILIES WITH CHILDREN, VETERANS AND THEIR FAMILIES, AND UNACCOMPANIED YOUTH) MAKE THE TRANSITION TO PERMANENT HOUSING AND INDEPENDENT LIVING, INCLUDING SHORTENING THE PERIOD OF TIME THAT INDIVIDUALS AND FAMILIES EXPERIENCE HOMELESSNESS, FACILITATING ACCESS FOR HOMELESS INDIVIDUALS AND FAMILIES TO AFFORDABLE HOUSING UNITS, AND PREVENTING INDIVIDUALS AND FAMILIES WHO WERE RECENTLY HOMELESS FROM BECOMING HOMELESS AGAIN

Another of the County's strategies for preventing and reducing homelessness is to promote and encourage the development of programs that facilitate the transition from homelessness into permanent housing. With ESG funds, in the 2020/2021 program year the County along with the CoC supported homeless prevention and rapid rehousing services for the homeless. The County allocated the entire ESG allocation of \$160,459 toward homeless services for this program year. Other programs were initiated with CDBG funds such as temporary food assistance/meals on wheels.

In 2019, in direct response to the COVID-19 pandemic the County repurposed existing CDBG funding in the amount of \$57,152 toward Homeless Outreach. The County received a supplemental allocation of ESG and CDBG funds as authorized by the Coronavirus Aid, Relief, and Economic Security Act (CARES), Public Law 116-136, known as CDBG-CV and ESG-CV. The \$804,861 spent to date of CDBG-CV funding was allocated to public service agencies to address hygiene stations for our homeless neighbors, assistance to individuals experiencing homelessness that need legal services in obtaining birth certificates or government issued identification in order to be able to access housing resources, and additional homeless outreach to actively engage with unsheltered people in encampments and ensure basic needs and connect them with traditional and COVID-19 related services and resources.

The entire ESG-CV allocation of \$2,703,218 was allocated toward homeless services. The CDBG-CV and ESG-CV funding will continue to provide services into the next program year.

In 2020, the County allocated additional CDBG resources to programs that aid in the mitigation of the impacts of COVID-19 such as food assistance, meals on wheels, and homeless prevention.

Turning Points' focus is on utilizing the Housing First model of permanent housing whenever possible, augmenting this with wrap around services designed to respond to specific needs of each household. The housing first model reduces barriers to getting housed, and much work has been done in an effort to recruit local landlords to participate in this program. An appointed case manager attends landlord monthly meetings, acting as a liaison and troubleshooting for clients so issues are raised before they become major (eviction) concerns. Turning Points maintains a list of affordable housing units for clients to refer to when they are searching for housing and will help locate permanent housing opportunities for clients. Prior to COVID-19 case managers provided home visits to people who are low income – four times in the first month after they have been housed. Included in these visits is a monitoring of the household budget the client developed and providing whatever additional assistance possible they may need to help them transition to living independently in permanent housing. As a result of COVID-19, some the case management visits are held virtually. Those that must be held in person are limited and altered to comply with CDC guidance.

CR-30 Public Housing

ACTIONS TAKEN TO ADDRESS THE NEEDS OF PUBLIC HOUSING.

The Manatee County Housing Authority (MCHA) Resident Opportunities and Self-Sufficiency (ROSS) Coordinator requests that participants in the ROSS program complete a Needs Based Assessment to determine the needs of each individual family. The Family Self-Sufficiency Program has participants complete this Needs Based Assessment on a yearly basis in case needs or goals have changed. Additionally, a Resident Association (RA) meeting is held monthly where all residents are urged to attend and express their needs or suggestions for the public housing site where they live.

Discussions have been had at recent RA meetings where the entire meeting has been dedicated to finding out what resident's desire at the meetings, as well as how to increase attendance. In addition, a suggestion box is located in the lobby, where any public housing resident can express their needs in an anonymous form.

All current housing programs are available to public housing residents and address the common needs experienced by low-income persons, including public housing residents. In addition, public housing residents are encouraged to participate in the Consolidated Plan and Annual Action Plan development process.

Through late 2016 and early 2017 the MCHA and Manatee County teamed up to develop a joint Assessment of Fair Housing (AFH). Through the development of the AFH plan the County and MCHA staff worked to together to develop joint goals and objectives related to Fair Housing. Through this process the County engaged public housing residents through surveys and public meetings. This input proved valuable in developing both the AFH and subsequently the Consolidated Plan.

In the 2019 program year, CDBG funding was used to complete the construction of the Resident Services Center and the rehabilitation of a MCHA housing unit. No current program year funding was used to specifically address public housing.

ACTIONS TAKEN TO ENCOURAGE PUBLIC HOUSING RESIDENTS TO BECOME MORE INVOLVED IN MANAGEMENT AND PARTICIPATE IN HOMEOWNERSHIP.

Due to the COVID-19 pandemic both offices for the Manatee County Housing Authority closed to the public. As a result the meetings held with public housing residents have been suspended.

Prior to COVID-19, several actions were taken to encourage public housing residents to become more involved in management via RA meetings. A flyer was placed at each residence 3 days before the monthly RA meetings to remind them of the meetings. The monthly newsletter which is also delivered directly to each residence at the beginning of each month also has the meeting date and time listed on a reminder calendar of events. Another way to keep the RA meeting fresh in the mind of public housing residents is that the meeting is listed on an event calendar that is in the lobby of the Manatee County Housing Authority (MCHA).

The housing authority has two separate physical public housing sites. They have experimented with putting more effort to encourage residents at the smaller site to be more involved by holding meetings at their physical location, which means that they do not have to travel in order to be more involved with management.

Several actions have also been taken to encourage public housing residents to participate in homeownership. Residents who participate in the ROSS activities often receive gift cards for participation. Upon receiving said gift card they are asked to think about their financial goals and complete a simple survey. If home ownership is noted as a goal, then they are contacted to discuss the steps needed to get to their goal.

Also, ROSS participants complete a Needs Based Assessment, which requests them to think about and write down their five (5) year goals. If home ownership is noted, once again contact is made to discuss the interim steps needed to make that goal.

In order to capture those public housing residents who are not part of one of the Self-Sufficiency Programs, the housing authority periodically checks on which families are close to paying market rent. At that time the ROSS Coordinator reaches out to the family to suggest that those rent payments could be mortgage payments and refer the families to further resources (first-time home buyer programs, banks who offer special incentives to those with low-incomes or who consider buying in a low-income area, etc.) If the family needs to work on clearing up poor credit or increasing their credit, we offer assistance in all facets of that from budgeting to assisting with learning how credit works, etc. Lastly, the introductory letters sent to each new resident delineate the services offered by the ROSS program and lets new residents know about all of our services, including assistance with home ownership.

ACTIONS TAKEN TO PROVIDE ASSISTANCE TO TROUBLED PHAS.

The Manatee County Housing Authority is not a troubled PHA, so no actions have been taken.

CR-35 Other Actions

ACTIONS TAKEN TO REMOVE OR AMELIORATE THE NEGATIVE EFFECTS OF PUBLIC POLICIES THAT SERVE AS BARRIERS TO AFFORDABLE HOUSING SUCH AS LAND USE CONTROLS, TAX POLICIES AFFECTING LAND, ZONING ORDINANCES, BUILDING CODES, FEES AND CHARGES, GROWTH LIMITATIONS, AND POLICIES AFFECTING THE RETURN ON RESIDENTIAL INVESTMENT.

Public policies can have a direct impact on barriers to affordable housing. Manatee County has recognized this fact and has reviewed its own process to expose any barriers or obstacles to developing affordable housing. From this review, a few concerns were noted. These included the review time by the staff and the cost to the developer, the limited code allowances for affordable or workforce housing, and impact fees. To alleviate these concerns, a variety of policies and/or regulations were put into practice. An in-depth description of these policies and regulations are provided within the Consolidated Plan. An overview is outlined here:

Housing Rapid Response Team – assists housing developers who wish to participate in the County’s affordable/workforce housing programs expedite the development and permitting processes.

Manatee County Land Development Code – outlines incentives which may be available to developers of affordable/workforce housing developments. Developers for income-eligible households may seek expedited review and permit processing, review and permit fee refunds, and other incentives, as applicable.

Urban Corridors - Starting in 2016, the County made amendments to the Comprehensive Plan and Land Development Code to improve opportunities for infill, redevelopment and development, along major corridors in strategic areas of the County. The amendments generally provide greater flexibility in the regulations, allow for moderate increases in density and intensity of development, and allow residential and mixed-use development patterns to occur along the corridors. They also ensure that development review is consistent, meaningful, and predictable for staff, the developer, and citizens. In 2017, the Urban Corridors received statewide recognition for allowance of greater densities and building heights while promoting mixed-use and walkability.

Livable Manatee Incentive Program for Qualified New Affordable Housing - Manatee County approved Resolution R-17-069 on August 22, 2017, to enact the Livable Manatee Incentive Program for Qualified New Affordable Housing. This program provides for homeownership and rental incentives to foster the construction of new affordable units and is an improvement and expansion on the previous Affordable Housing Impact Fee Program. Through this program, Manatee County will pay 100% of impact fees for new qualified affordable units and will expedite the corresponding review and permitting process. The resulting development is subject to a Land Use Restriction Agreement to maintain affordability for a designated amount of time.

Additional Comprehensive Plan and Land Development Code Amendments - During the 2017 program year, Manatee County amended its Future Land Use Categories and increased densities in the Comprehensive Plan to further support affordable housing. Changes to the companion Land Development Code were made and were adopted through the public hearing process.

ACTIONS TAKEN TO ADDRESS OBSTACLES TO MEETING UNDERSERVED NEEDS.

The identified obstacles to meeting underserved needs are lack of resources and lack of affordable poverty level rental units for families. These continue to be obstacles and Manatee County is committed to finding the means to overcome these obstacles.

In addition to seeking methods to address these obstacles, Manatee County is reviewing needs and potential obstacles to identify additional issues and concerns. HIV/AIDS continues to be a concern for the community.

ACTIONS TAKEN TO REDUCE LEAD-BASED PAINT HAZARDS.

During the year, the Health Department continued to test low-income children for lead poisoning, as well as investigate any cases found. The County continues to meet the requirements of the new lead-based paint regulations by undertaking the actions shown in the five-year strategy.

To date, two staff members have successfully completed the HUD, Office of Lead Hazard Control's, "Visual Assessment Course" training. Participating contractors who have not attended the training continue to be encouraged to obtain training certification in lead-based paint safety procedures.

The County addresses the lead-based paint hazards that are found in all homes rehabilitated with the County's CDBG and/or HOME funds. Only homes that are pre-1978 are subject to the lead-based paint provisions. Many of the homes in Manatee County were constructed after 1978.

The County continues to encourage appropriate staff and participating contractors to attend training and obtain certification in "Lead Based Paint Safe Work Practices" for County construction and rehabilitation projects.

ACTIONS TAKEN TO REDUCE THE NUMBER OF POVERTY-LEVEL FAMILIES.

Most CDBG program funds address the economic needs of low- and moderate-income persons. Many of those programs also address issues such as self-sufficiency, life skill development, and other similar programs that indirectly reduce the number of persons living below the poverty level.

ACTIONS TAKEN TO DEVELOP INSTITUTIONAL STRUCTURE.

The County has in place a strong institutional structure necessary to carry out its housing and community development strategies. The Redevelopment and Economic Opportunity Department administered the CDBG, HOME, and ESG Programs. In conjunction with other County operating departments, the Redevelopment and Economic Opportunity Department also implemented any public works projects proposed by the 5-Year Consolidated Plan or any of the Annual Action Plans.

In conjunction with the policy of the County, all housing and community development programs will include an extensive, year-end performance review and audit. This review helps determine, based upon goals and objectives stated at program initiation, the success of the program. Activities are quantitatively measured against program performance, compliance with overall program goals and requirements are determined, and citizen input regarding program performance will be sought. The CAPER will aid the assurance of meeting program objectives and goals. It will further assist in the planning of long-term program goals, objectives, and activities.

The Manatee County Board of County Commissioners established the Southwest County Improvement District (SWD) under Ordinance No. 14-28. Manatee County's Southwest District Plan improves neighborhoods and redevelops corridors while protecting environmentally sensitive areas, to support

transportation mobility, encourage economic investment and redevelopment, maintain public safety, provide affordable housing options, transform area corridors into vibrant places, assist small business, sustain the involvement of the public and partner with academic institutions to better integrate schools into the fabric of the community.

The Southwest District Plan is steered by civic engagements, public workshops, and direction of the Manatee County Board of County Commissioners, who will continue to hold joint meetings of the Board, Manatee County Southwest District TIF, Bradenton's DDA, and Bradenton's 14th Street CRA to discuss common development trends and possible coordination efforts. The Southwest District Plan will continue to evolve over time with input of the citizens, stakeholders, the Board of County Commissioners, and will be amended as necessary to address economic conditions, market trends and other factors requiring changes.

Staff continues to build experience and knowledge through training and program administration. Staff meets periodically with the City of Bradenton's grant administration personnel to coordinate programming and explore any collaborative initiatives.

ACTIONS TAKEN TO ENHANCE COORDINATION BETWEEN PUBLIC AND PRIVATE HOUSING AND SOCIAL SERVICE AGENCIES.

The Redevelopment and Economic Opportunity Department has continued to coordinate with various community groups to achieve the objectives and goals that have been developed through the public participation process. These groups play a vital role in implementing the Five-Year Consolidated Plan and the Annual Action Plans, annual Performance Reviews, and any proposed Substantial Amendments. All stakeholders are welcomed and encouraged to participate in the implementation of the Community Development Block Grant Program.

Manatee County, the Manatee County Housing Authority, CHDOs, and local non-profit agencies who provide services have been an integral part in the Consolidated planning process, Annual Action Plans, and Assessment of Fair Housing Plan, through focus group meetings and other periodic meetings that are held to discuss the needs of our low- to moderate-income residents of the County.

IDENTIFY ACTIONS TAKEN TO OVERCOME THE EFFECTS OF ANY IMPEDIMENTS IDENTIFIED IN THE JURISDICTIONS ANALYSIS OF IMPEDIMENTS TO FAIR HOUSING CHOICE.

Goal 1: Identify Opportunities to Reinvest in R/ECAPs to Eliminate Blighted Conditions and Spur

Redevelopment. Two Roadway Resurfacing Projects were included in 2017/18 Action Plan and completed in late 2018. A resident's center for the Housing Authority was included in the 2017/18 Action Plan and was completed during the 2019 Program Year, which will provide a venue in the South County R/ECAP for job training, fair housing education, and other programs that will benefit low-income residents in the area. Manatee County continues to invest in a Home Rehabilitation Program. 2 housing units were located within the R/ECAPs in program years 2017 and 2018. In the 2019 program year, one Housing Authority rental property was rehabilitated, while 0 were rehabilitated in program year 2020.

Goal 2: Address Contributing Factors of Poverty and Segregation. In 2019, through ELCs childcare education program, 6 childcare workers within the R/ECAPS were assisted with Credentialing training, to prepare them for better paying jobs. Manatee County is providing Workforce Training opportunities through CareerSource Suncoast who employs Career Coaches who assist career seekers find job leads and training opportunities through the CDBG-CV program and the Workforce Innovation & Opportunity Act (WIOA).

Goal 3: Strengthen Code Enforcement on Substandard Rental Units. Code Enforcement and Substandard Rental Units were not addressed with Program Year 2020 CDBG funding.

Goal 4: Increase Availability of Affordable Housing in Manatee County. Through the County's pre-Livable Manatee affordable housing incentives, 23 single-family affordable housing units were completed in 2017. Through the Livable Manatee Program, \$55,817 of impact fees for 4 new single-family affordable homes were paid for Program Year 2017 and \$281,146 of impact fees for 19 new single-family affordable homes were paid for Program Year 2018. In Program Year 2019, \$123,610 of impact fees for 7 new single-family affordable homes were paid, and in Program Year 2020, 6 single-family homes for \$93,818. Additionally, 120 rental units were completed in Program Year 2019 and another 48 rental units in Program Year 2020. Incentivized by the Livable Manatee Program, several developers are in the process of obtaining development approvals for rental and homeownership projects that will include affordable housing units.

As of September 30, 2021, 46 affordable multifamily rental units are under construction and another 42 units in 2 single-family unit subdivisions.

Goal 5: Expand Fair Housing Education within Manatee County. Through the Gulfcoast Legal Services program legal assistance and fair housing education is being conducted regularly and primarily in the County's two R/ECAPs. In April 2021, Manatee County established Fair Housing Month as a way to promote Fair Housing needs, education, and priorities.

Goal 6: Provide Services that Improve Financial Literacy and Access to Financing for Minority and Low-Income Populations. Through the SHIP program, down payment assistance was provided to income-qualified homebuyers. During program year 2017, 18 clients were assisted and in program year 2018, 15 clients were assisted. Through the SHIP, homebuyer education classes there were 257 persons assisted during 2018, 118 during 2018, and 163 during 2020. During program year 2020, HOME and CDBG funds assisted 7 households with down payment assistance.

Goal 7: Improve the Enforcement of Fair Housing Laws and Ordinances. Through the Gulfcoast Legal Services Program, residents will be more educated in fair housing violations, and will be provided assistance in filing a complaint.

Goal 8: Provide Better Access to Opportunity for Protected Classes through Public Services. Through the ELC childcare education program, pre-K children and their teachers within the County's R/ECAPS were provided with STEAM education, and childcare workers in the R/ECAPs had the opportunity to earn GEDs and additional childcare educational courses. In 2020/2021, Manatee County funded Meals on Wheels with the R/ECAP areas which provide transportation services and meal services for seniors and persons with disabilities. Through Allean's Loving Care, 22 elderly/disabled clients received in-home care and companionship services to allow them to remain in their homes. Manatee Technical College offers Trade School and job placement services to income qualified residents, particularly those who reside in a R/ECAP, to allow opportunity for a better paying job and higher quality of life. Additionally, Manatee County is partnering with CareerSource Suncoast that employs Career Coaches who assist career seekers find job leads and training opportunities through the CDBG-CV program and the Workforce Innovation & Opportunity Act (WIOA).

CR-40 Monitoring

DESCRIBE THE STANDARDS AND PROCEDURES THAT WILL BE USED TO MONITOR ACTIVITIES CARRIED OUT IN FURTHERANCE OF THE PLAN AND WILL BE USED TO ENSURE LONG-TERM COMPLIANCE WITH REQUIREMENTS OF THE PROGRAMS INVOLVED, INCLUDING MINORITY BUSINESS OUTREACH AND COMPREHENSIVE PLANNING REQUIREMENTS.

REO staff is responsible for monitoring Federal requirements including Davis-Bacon, Contract Work Hours, Section 3, Minority Business Enterprise, etc. on an ongoing basis. In addition, programmatic and fiscal requirements are monitored and reviewed by staff.

Staff monitors all internal expenditures/programs and subrecipient organizations. Compliance is documented through reimbursement requests, informal communication, formal communication, monthly progress reports, quarterly demographic reports, and on-site or virtual formal monitoring visits. Written agreements are prepared and executed for all HUD-funded activities.

Through the development of the CAPER and Annual Action Plan, Manatee County staff can evaluate its progress in meeting the goals and strategies of the Consolidated Plan on an annual basis.

DESCRIPTION OF THE EFFORTS TO PROVIDE CITIZENS WITH REASONABLE NOTICE AND AN OPPORTUNITY TO COMMENT ON PERFORMANCE REPORTS.

The County publicly advertised that the CAPER was available for review and comment on November 29, 2021 in the Bradenton Herald. The draft report was placed on the County website, at the REO Department Office for 15 days (November 29, 2021 – December 14, 2021). One public hearing was conducted with the Board of County Commissioners on December 14, 2021 to discuss the performance report and open the agenda item for public comment. Public comments received will be included in the Appendix of this document.

CR-45 CDBG 91.520(c)

SPECIFY THE NATURE OF, AND REASONS FOR, ANY CHANGES IN THE JURISDICTION'S PROGRAM OBJECTIVES AND INDICATIONS OF HOW THE JURISDICTION WOULD CHANGE ITS PROGRAMS AS A RESULT OF ITS EXPERIENCES.

During Program Year 2020 there were no substantial changes to the program objectives. In the prior program year, two substantial amendments were completed in response to COVID-19. The Substantial Amendments added a Disaster Response Strategy to the 2017-2020 Consolidated Plan; amended the Citizen Participation Plan to allow for virtual hearings; canceled Homeowner Rehabilitation and Replacement, canceled the 19/20 CDBG 4commUNITY activity, added Tenant Based Rental Assistance and added COVID-19 Homeless Outreach; and allocated a supplemental allocation of ESG and CDBG funds as authorized by the Coronavirus Aid, Relief, and Economic Security Act (CARES), Public Law 116-136, known as CDBG-CV in the amount of \$1,119,458 and ESG-CV in the amount of \$567,783.

This is the fourth-year report on the Consolidated Plan and the objectives/priority needs established in the Plan are still relevant and needed in Manatee County.

DOES THIS JURISDICTION HAVE ANY OPEN BROWNFIELDS ECONOMIC DEVELOPMENT INITIATIVE(BEDI) GRANTS?

There are currently no open Brownfield Economic Development Initiative (BEDI) grants located within Manatee County, Florida.

CR-50 HOME 91.520(d)

INCLUDE THE RESULTS OF ON-SITE INSPECTIONS OF AFFORDABLE RENTAL HOUSING ASSISTED UNDER THE PROGRAM TO DETERMINE COMPLIANCE WITH HOUSING CODES AND OTHER APPLICABLE REGULATIONS. PLEASE LIST THOSE PROJECTS THAT SHOULD HAVE BEEN INSPECTED ON-SITE THIS PROGRAM YEAR BASED UPON THE SCHEDULE IN 92.504(D). INDICATE WHICH OF THESE WERE INSPECTED AND A SUMMARY OF ISSUES THAT WERE DETECTED DURING THE INSPECTION. FOR THOSE THAT WERE NOT INSPECTED, PLEASE INDICATE THE REASON AND HOW YOU WILL REMEDY THE SITUATION.

Currently, Manatee County has only two affordable rental housing units assisted under HOME.

- 1815 21st Ave. E., Bradenton, FL - completed and inspected on 8/2/17.
- 7612 Bishop Harbor Rd., Palmetto, FL - completed and inspected 8/2/17.

These and any future rental properties assisted with HOME will be inspected as required per 92.504(d) of HUD regulations.

AN ASSESSMENT OF THE JURISDICTION'S AFFIRMATIVE MARKETING ACTIONS FOR HOME UNITS. 92.351(B)

In April of 2020, a Notice of Funding Availability (NOFA) was advertised for all housing assistance funded through CDBG, HOME, and SHIP for the 2020/2021 program year. In order to be considered for assistance, interested citizens are required to fill out an entry form. During this program year, the County resumed the NOFA (previously suspended due to the need to redirect staff to responding to COVID-19).

A random drawing, to establish the order in which eligible citizens will be considered for funding, is conducted following the NOFA. Generally funding is reserved for low- or very low-households, with priority given to special needs households (for 20% of the available funding).

DATA ON THE AMOUNT AND USE OF PROGRAM INCOME FOR PROJECTS, INCLUDING THE NUMBER OF PROJECTS AND OWNER AND TENANT CHARACTERISTICS.

During the 2020/2021 program year, Manatee County received program income from the CDBG program in the amount of \$16,204 and HOME program income in the amount of \$48,800. The CDBG program income was drawn down from the prior year resources and was drawn in October 2021. The remaining HOME program income balance will be drawn in December 2021.

OTHER ACTIONS TAKEN TO FOSTER AND MAINTAIN AFFORDABLE HOUSING. 91.220(K) (STATES ONLY: INCLUDING THE COORDINATION OF LIHTC WITH THE DEVELOPMENT OF AFFORDABLE HOUSING). 91.320(J)

Public policies can have a direct impact on barriers to affordable housing. Manatee County has recognized this fact and has reviewed its own process to expose any barriers or obstacles to developing affordable housing. From this review, a few concerns were noted. These included the review time by the staff and the cost to the developer, the limited code allowances for affordable or workforce housing, and impact fees. To alleviate these concerns, a variety of policies and or regulations were put into practice. An in-depth description of these policies and regulations are provided within the Consolidated Plan. An overview is outlined here:

Housing Rapid Response Team – assists housing developers who wish to participate in the County’s affordable/workforce housing programs expedite the development and permitting processes.

Manatee County Land Development Code – outlines incentives which may be available to developers of affordable/workforce housing developments. Developers for income-eligible households may seek expedited review and permit processing, review and permit fee refunds, and other incentives, as applicable.

Urban Corridors - Starting in 2016, the County made amendments to the Comprehensive Plan and Land Development Code to improve opportunities for infill, redevelopment and development, along major corridors in strategic areas of the County. The amendments generally provide greater flexibility in the regulations, allow for moderate increases in density and intensity of development, and allow residential and mixed-use development patterns to occur along the corridors.

They also ensure that development review is consistent, meaningful, and predictable for staff, the developer, and citizens. In 2017, the Urban Corridors received statewide recognition for allowance of greater densities and building heights while promoting mixed-use and walkability.

Livable Manatee Incentive Program for Qualified New Affordable Housing - Manatee County approved Resolution R-17-069 on August 22, 2017, to enact the Livable Manatee Incentive Program for Qualified New Affordable Housing. This program provides for homeownership and rental incentives to foster the construction of new affordable units and is an improvement and expansion on the previous Affordable Housing Impact Fee Program. Through this program, Manatee County will pay 100% of impact fees for new qualified affordable units and will expedite the corresponding review and permitting process. The resulting development is subject to a Land Use Restriction Agreement to maintain affordability for a designated amount of time.

Additional Comprehensive Plan and Land Development Code Amendments - During the 2017 program year, Manatee County amended its Future Land Use Categories and increased densities in the Comprehensive Plan to further support affordable housing. Changes to the companion Land Development Code were made and were adopted through the public hearing process.

CR-58 Section 3

Section 3 projects are housing rehabilitation, housing construction, and other public construction projects assisted under HUD programs that provide housing and community development financial assistance when the total amount of assistance to the project exceeds a threshold of \$200,000.

TABLE 12: SECTION 3

| | CDBG | HOME |
|-------------------------------------------------------|-------|------|
| Total Labor Hours | 1,809 | 0 |
| Qualitative Efforts – Number of Activities by Program | 0 | 0 |

Table 12 – Section 3

NARRATIVE

A total of 3 activities during the program year are subject to Section 3 reporting. These projects include: 1) 2018 Adult Training Center Remodeling Project, which completed construction in Program Year 2019 with final payment and reporting completed in this program year; 2) 2017 Manatee County Public Works – 15th Street East Sidewalk Project that completed construction, payment, and reporting in this program year; and 3) 2018 Manatee County Washington Park, which began construction during this program year, and is expected to complete construction in the upcoming program year. A total of 1,809 labor hours were reported. No Section 3 Labor Hours were reported. All contractors participated in outreach, engagement, or referrals with the state one-stop system: CareerSource Suncoast.

CR-60 ESG 91.520 (ESG Recipients Only)

RECIPIENT INFORMATION – ALL RECIPIENTS COMPLETE

| Basic Grant Information | |
|---------------------------------------------------------------------------------------|---------------------------------------------------|
| RECIPIENT NAME | Manatee County |
| ORGANIZATIONAL DUNS NUMBER | 077594810 |
| EIN/TIN NUMBER | 596000727 |
| IDENTIFY THE FIELD OFFICE | JACKSONVILLE |
| IDENTIFY COC(S) IN WHICH THE RECIPIENT OR SUBRECIPIENT(S) WILL PROVIDE ESG ASSISTANCE | Sarasota/Bradenton/Manatee, Sarasota Counties CoC |
| ESG Contact Name | |
| PREFIX | Ms. |
| FIRST NAME | Jennifer |
| MIDDLE NAME | - |
| LAST NAME | Yost |
| SUFFIX | - |
| TITLE | Community Development Project Manager |
| ESG Contact Address | |
| STREET ADDRESS 1 | 1112 Manatee Ave W |
| STREET ADDRESS 2 | C/O Community Development Project Manager |
| CITY | Bradenton |
| STATE | Florida |
| ZIP CODE | 34205 |
| PHONE NUMBER | (941) 749-3029 |
| EXTENSION | 6858 |
| FAX NUMBER | (941) 742-5848 |
| EMAIL ADDRESS | Jennifer.yost@mymanatee.org |

REPORTING PERIOD – ALL RECIPIENTS COMPLETE

| Reporting Period | |
|-------------------------|------------|
| PROGRAM YEAR START DATE | 10/01/2020 |
| PROGRAM YEAR END DATE | 09/30/2021 |

SUBRECIPIENT FORM – COMPLETE ONE FORM FOR EACH SUBRECIPIENT

| Subrecipient Form | |
|---------------------------------------------------|---------------------------------|
| SUBRECIPIENT OR CONTRACTOR NAME | Community Coalition on Homeless |
| CITY | Bradenton |
| STATE | FL |
| ZIP CODE | 34205 |
| DUNS Number | 101926173 |
| IS SUBRECIPIENT A VICTIM SERVICES PROVIDER | No |
| SUBRECIPIENT ORGANIZATION TYPE | Other Non-Profit Organization |
| ESG SUBGRANT or CONTRACT AWARD AMOUNT | \$152,308 |

CR-65 Persons Assisted

PERSONS SERVED

TABLE 13: HOMELESSNESS PREVENTION ACTIVITIES – PERSONS SERVED

| Number of Persons in Households | Total |
|---------------------------------|-----------|
| Adults | 29 |
| Children | 39 |
| Don't Know/Refused/Other | 0 |
| Missing Information | 1 |
| Total | 68 |

Table 13 – Household Information for Homeless Prevention Activities

TABLE 14: RAPID RE-HOUSING ACTIVITIES – PERSONS SERVED

| Number of Persons in Households | Total |
|---------------------------------|----------|
| Adults | 0 |
| Children | 0 |
| Don't Know/Refused/Other | 0 |
| Missing Information | 0 |
| Total | 0 |

Table 14 – Household Information for Rapid Re-Housing Activities

TABLE 15: SHELTER INFORMATION

| Number of Persons in Households | Total |
|---------------------------------|----------|
| Adults | 0 |
| Children | 0 |
| Don't Know/Refused/Other | 0 |
| Missing Information | 0 |
| Total | 0 |

Table 15 – Shelter Information

TABLE 16: STREET OUTREACH – PERSONS SERVED

| Number of Persons in Households | Total |
|---------------------------------|----------|
| Adults | 0 |
| Children | 0 |
| Don't Know/Refused/Other | 0 |
| Missing Information | 0 |
| Total | 0 |

Table 16 – Household Information for Street Outreach

TABLE 17: TOTALS FOR ALL PERSONS SERVED WITH ESG

| Number of Persons in Households | Total |
|---------------------------------|-----------|
| Adults | 29 |
| Children | 39 |
| Don't Know/Refused/Other | 0 |
| Missing Information | 0 |
| Total | 68 |

Table 17 – Household Information for Persons Served with ESG

TABLE 18: GENDER – COMPELTE FOR ALL ACTIVITIES

| Number of Persons in Households | Male | Female | Transgender |
|---------------------------------|-----------|-----------|-------------|
| Adults | 8 | 21 | 0 |
| Children | 17 | 22 | 0 |
| Don't Know/Refused/Other | 0 | 0 | 0 |
| Missing Information | 0 | 0 | 0 |
| Total | 25 | 43 | 0 |

Table 18 – Gender Information

TABLE 19: AGE – COMPLETE FOR ALL ACTIVITIES

| Number of Persons in Households | Under 18 | 18 – 24 | 25 – 61 | Over 62 |
|---------------------------------|-----------|----------|-----------|----------|
| Adults | 0 | 1 | 6 | 1 |
| Children | 0 | 0 | 0 | 0 |
| Don't Know/Refused/Other | 39 | 1 | 20 | 0 |
| Missing Information | 0 | | 0 | 0 |
| Total | 39 | 2 | 26 | 1 |

Table 19 – Age Information

TABLE 20: SPECIAL POPULATIONS SERVED – NUMBER OF PERSONS IN HOUSEHOLDS

| Subpopulation | Total | Total Persons Served – Prevention | Total Persons Served – RRH | Total Persons Served in Emergency Shelters |
|-----------------------------------------|-----------|-----------------------------------|----------------------------|--------------------------------------------|
| Veterans | 0 | - | - | - |
| Victims of Domestic Violence | 4 | - | - | - |
| Elderly | 1 | - | - | - |
| HIV/AIDS | 0 | - | - | - |
| Chronically Homeless | 0 | - | - | - |
| Persons with Disabilities: | | | | |
| Severely Mentally Ill | 5 | 0 | 0 | 0 |
| Chronic Substance Abuse | 0 | 0 | 0 | 0 |
| Other Disability | 8 | 0 | 0 | 0 |
| Total (Unduplicated if possible) | 13 | 0 | 0 | 0 |

Table 20 – Special Population Served

CR-70 Assistance Provided and Outcomes

TABLE 21: SHELTER UTILIZATION

| | Number of Units |
|--------------------------------------|----------------------------|
| Number of Beds - Rehabbed | 0 |
| Number of Beds - Conversion | 0 |
| Total Number of Bed-Nights Available | 0 |
| Total Number of Bed-Nights Provided | 0 |
| Capacity Utilization | 0% |

Table 21 – Shelter Utilization

**OTHER ACTIONS TAKEN TO FOSTER AND MAINTAIN AFFORDABLE HOUSING. 91.220(K)
(STATES ONLY: INCLUDING THE COORDINATION OF LIHTC WITH THE DEVELOPMENT OF
AFFORDABLE HOUSING). 91.320(J)**

N/A

CR-75 Expenditures

TABLE 22: ESG EXPENDITURES FOR HOMELESS PREVENTION

| Dollar Amount of Expenditures in Program Year | 2018 | 2019 | 2020 |
|---------------------------------------------------------------------------------------|---------------|---------------|----------------|
| Expenditures for Rental Assistance | 62,251 | 46,998 | 175,239 |
| Expenditures for Housing Relocation and Stabilization Services - Financial Assistance | 0 | 6,461 | 16,035 |
| Expenditures for Housing Relocation & Stabilization Services - Services | 0 | 4,425 | 22,290 |
| Expenditures for Homeless Prevention under Emergency Shelter Grants Program | 6,019 | 0 | 0 |
| Subtotal Homelessness Prevention | 68,270 | 57,884 | 213,564 |

Table 22 – ESG Expenditures for Homeless Prevention

TABLE 23: ESG EXPENDITURES FOR RAPID RE-HOUSING

| Dollar Amount of Expenditures in Program Year | 2018 | 2019 | 2020 |
|---------------------------------------------------------------------------------------|---------------|----------|----------|
| Expenditures for Rental Assistance | 62,708 | 0 | 0 |
| Expenditures for Housing Relocation and Stabilization Services - Financial Assistance | 0 | 0 | 0 |
| Expenditures for Housing Relocation & Stabilization Services - Services | 0 | 0 | 0 |
| Expenditures for Homeless Prevention under Emergency Shelter Grants Program | 9,606 | 0 | 0 |
| Subtotal Rapid Re-Housing | 72,314 | 0 | 0 |

Table 23 – ESG Expenditures for Homeless Prevention

TABLE 24: ESG EXPENDITURES FOR EMERGENCY SHELTER

| Dollar Amount of Expenditures in Program Year | 2018 | 2019 | 2020 |
|-----------------------------------------------|----------|----------|----------|
| Essential Services | 0 | 0 | 0 |
| Operations | 0 | 0 | 0 |
| Renovation | 0 | 0 | 0 |
| Major Rehab | 0 | 0 | 0 |
| Conversion | 0 | 0 | 0 |
| Subtotal | 0 | 0 | 0 |

Table 24 – ESG Expenditures for Emergency Shelter

TABLE 25: OTHER GRANT EXPENDITURES

| Dollar Amount of Expenditures in Program Year | 2018 | 2019 | 2020 |
|-----------------------------------------------|---------------|--------------|---------------|
| Street Outreach | 0 | 0 | 0 |
| HMIS | 1,200 | 300 | 1,800 |
| Administration | 11,173 | 8,437 | 13,049 |
| Subtotal | 12,373 | 8,737 | 14,849 |

Table 25 – Other Grant Expenditures

TABLE 26: TOTAL ESG FUNDS EXPENDED

| Total ESG Funds Expended | 2018 | 2019 | 2020 |
|--------------------------|----------------|---------------|----------------|
| Total | 152,957 | 66,621 | 228,413 |

Table 26 – Total ESG Funds Expended

TABLE 27: MATCH SOURCE

| Dollar Amount of Expenditures in Program Year | 2018 | 2019 | 2020 |
|-----------------------------------------------|----------------|---------------|----------------|
| Other Non-ESG HUD Funds | 0 | 0 | 0 |
| Other Federal Funds | 0 | 0 | 0 |
| State Government | 0 | 0 | 0 |
| Local Government | 11,500 | 8,437 | 13,049 |
| Private Funds | 0 | 0 | 0 |
| Other | 140,287 | 58,184 | 215,364 |
| Fees | 0 | 0 | 0 |
| Program Income | 0 | 0 | 0 |
| Total Match Amount | 151,787 | 66,621 | 228,413 |

Table 27 – Match Source

TABLE 28: TOTAL

| Total ESG Funds Expended on ESG Activities | 2018 | 2019 | 2020 |
|--------------------------------------------|----------------|----------------|----------------|
| Total | 304,744 | 133,242 | 456,826 |

Table 28 – Total Amount of Funds Expended on ESG Activities



Appendix

1. Financial Reports
2. Public Participation
3. Electronic ESG CAPER
4. Maps



Financial Reports



Office of Community Planning and Development
 U.S. Department of Housing and Urban Development
 Integrated Disbursement and Information System
 PR26 - CDBG Financial Summary Report
 Program Year 2020
 MANATEE COUNTY , FL

DATE: 11-22-21
 TIME: 11:23
 PAGE: 1

PART I: SUMMARY OF CDBG RESOURCES

| | |
|-----------------------------------------------------------|--------------|
| 01 UNEXPENDED CDBG FUNDS AT END OF PREVIOUS PROGRAM YEAR | 2,956,073.40 |
| 02 ENTITLEMENT GRANT | 1,902,687.00 |
| 03 SURPLUS URBAN RENEWAL | 0.00 |
| 04 SECTION 108 GUARANTEED LOAN FUNDS | 0.00 |
| 05 CURRENT YEAR PROGRAM INCOME | 16,204.20 |
| 05a CURRENT YEAR SECTION 108 PROGRAM INCOME (FOR SI TYPE) | 0.00 |
| 06 FUNDS RETURNED TO THE LINE-OF-CREDIT | 0.00 |
| 06a FUNDS RETURNED TO THE LOCAL CDBG ACCOUNT | 0.00 |
| 07 ADJUSTMENT TO COMPUTE TOTAL AVAILABLE | 0.00 |
| 08 TOTAL AVAILABLE (SUM, LINES 01-07) | 4,874,964.60 |

PART II: SUMMARY OF CDBG EXPENDITURES

| | |
|--------------------------------------------------------------------------------|--------------|
| 09 DISBURSEMENTS OTHER THAN SECTION 108 REPAYMENTS AND PLANNING/ADMINISTRATION | 722,060.68 |
| 10 ADJUSTMENT TO COMPUTE TOTAL AMOUNT SUBJECT TO LOW/MOD BENEFIT | 0.00 |
| 11 AMOUNT SUBJECT TO LOW/MOD BENEFIT (LINE 09 + LINE 10) | 722,060.68 |
| 12 DISBURSED IN IDIS FOR PLANNING/ADMINISTRATION | 373,432.53 |
| 13 DISBURSED IN IDIS FOR SECTION 108 REPAYMENTS | 0.00 |
| 14 ADJUSTMENT TO COMPUTE TOTAL EXPENDITURES | 0.00 |
| 15 TOTAL EXPENDITURES (SUM, LINES 11-14) | 1,095,493.21 |
| 16 UNEXPENDED BALANCE (LINE 08 - LINE 15) | 3,779,471.39 |

PART III: LOWMOD BENEFIT THIS REPORTING PERIOD

| | |
|--------------------------------------------------|------------|
| 17 EXPENDED FOR LOW/MOD HOUSING IN SPECIAL AREAS | 0.00 |
| 18 EXPENDED FOR LOW/MOD MULTI-UNIT HOUSING | 0.00 |
| 19 DISBURSED FOR OTHER LOW/MOD ACTIVITIES | 722,060.68 |
| 20 ADJUSTMENT TO COMPUTE TOTAL LOW/MOD CREDIT | 0.00 |
| 21 TOTAL LOW/MOD CREDIT (SUM, LINES 17-20) | 722,060.68 |
| 22 PERCENT LOW/MOD CREDIT (LINE 21/LINE 11) | 100.00% |

LOW/MOD BENEFIT FOR MULTI-YEAR CERTIFICATIONS

| | |
|-----------------------------------------------------------------------|-------------|
| 23 PROGRAM YEARS(PY) COVERED IN CERTIFICATION | PY: PY: PY: |
| 24 CUMULATIVE NET EXPENDITURES SUBJECT TO LOW/MOD BENEFIT CALCULATION | 0.00 |
| 25 CUMULATIVE EXPENDITURES BENEFITING LOW/MOD PERSONS | 0.00 |
| 26 PERCENT BENEFIT TO LOW/MOD PERSONS (LINE 25/LINE 24) | 0.00% |

PART IV: PUBLIC SERVICE (PS) CAP CALCULATIONS

| | |
|-----------------------------------------------------------------|--------------|
| 27 DISBURSED IN IDIS FOR PUBLIC SERVICES | 217,333.99 |
| 28 PS UNLIQUIDATED OBLIGATIONS AT END OF CURRENT PROGRAM YEAR | 0.00 |
| 29 PS UNLIQUIDATED OBLIGATIONS AT END OF PREVIOUS PROGRAM YEAR | 0.00 |
| 30 ADJUSTMENT TO COMPUTE TOTAL PS OBLIGATIONS | 0.00 |
| 31 TOTAL PS OBLIGATIONS (LINE 27 + LINE 28 - LINE 29 + LINE 30) | 217,333.99 |
| 32 ENTITLEMENT GRANT | 1,902,687.00 |
| 33 PRIOR YEAR PROGRAM INCOME | 0.00 |
| 34 ADJUSTMENT TO COMPUTE TOTAL SUBJECT TO PS CAP | 0.00 |
| 35 TOTAL SUBJECT TO PS CAP (SUM, LINES 32-34) | 1,902,687.00 |
| 36 PERCENT FUNDS OBLIGATED FOR PS ACTIVITIES (LINE 31/LINE 35) | 11.42% |

PART V: PLANNING AND ADMINISTRATION (PA) CAP

| | |
|----------------------------------------------------------------|--------------|
| 37 DISBURSED IN IDIS FOR PLANNING/ADMINISTRATION | 373,432.53 |
| 38 PA UNLIQUIDATED OBLIGATIONS AT END OF CURRENT PROGRAM YEAR | 0.00 |
| 39 PA UNLIQUIDATED OBLIGATIONS AT END OF PREVIOUS PROGRAM YEAR | 0.00 |
| 40 ADJUSTMENT TO COMPUTE TOTAL PA OBLIGATIONS | 0.00 |
| 41 TOTAL PA OBLIGATIONS (LINE 37 + LINE 38 - LINE 39 +LINE 40) | 373,432.53 |
| 42 ENTITLEMENT GRANT | 1,902,687.00 |
| 43 CURRENT YEAR PROGRAM INCOME | 16,204.20 |
| 44 ADJUSTMENT TO COMPUTE TOTAL SUBJECT TO PA CAP | 0.00 |
| 45 TOTAL SUBJECT TO PA CAP (SUM, LINES 42-44) | 1,918,891.20 |
| 46 PERCENT FUNDS OBLIGATED FOR PA ACTIVITIES (LINE 41/LINE 45) | 19.46% |



Office of Community Planning and Development
 U.S. Department of Housing and Urban Development
 Integrated Disbursement and Information System
 PR26 - CDBG Financial Summary Report
 Program Year 2020
 MANATEE COUNTY , FL

DATE: 11-22-21
 TIME: 11:23
 PAGE: 2

LINE 17 DETAIL: ACTIVITIES TO CONSIDER IN DETERMINING THE AMOUNT TO ENTER ON LINE 17

Report returned no data.

LINE 18 DETAIL: ACTIVITIES TO CONSIDER IN DETERMINING THE AMOUNT TO ENTER ON LINE 18

Report returned no data.

LINE 19 DETAIL: ACTIVITIES INCLUDED IN THE COMPUTATION OF LINE 19

| Plan Year | IDIS Project | IDIS Activity | Voucher Number | Activity Name | Matrix Code | National Objective | Drawn Amount |
|-----------|--------------|---------------|----------------|-----------------------------------------------------------------|-------------|--------------------|--------------|
| 2018 | 5 | 429 | 6436570 | Adult Training Center Remodeling Project | 03B | LMC | \$63,694.32 |
| 2018 | 5 | 429 | 6469539 | Adult Training Center Remodeling Project | 03B | LMC | \$37,696.21 |
| 2018 | 5 | 429 | 6502417 | Adult Training Center Remodeling Project | 03B | LMC | \$14,585.48 |
| | | | | | 03B | Matrix Code | \$115,976.01 |
| 2018 | 1 | 427 | 6436589 | Manatee County Washington Park | 03F | LMA | \$27,959.62 |
| 2018 | 1 | 427 | 6512553 | Manatee County Washington Park | 03F | LMA | \$15,300.38 |
| 2018 | 1 | 427 | 6512557 | Manatee County Washington Park | 03F | LMA | \$20,324.62 |
| 2018 | 1 | 427 | 6551662 | Manatee County Washington Park | 03F | LMA | \$33,926.63 |
| 2018 | 1 | 427 | 6551663 | Manatee County Washington Park | 03F | LMA | \$362.60 |
| | | | | | 03F | Matrix Code | \$97,873.85 |
| 2017 | 7 | 415 | 6436584 | 15th St. E. Sidewalk Project | 03L | LMA | \$5,190.00 |
| 2017 | 7 | 415 | 6469536 | 15th St. E. Sidewalk Project | 03L | LMA | \$41,172.32 |
| 2017 | 7 | 415 | 6502414 | 15th St. E. Sidewalk Project | 03L | LMA | \$107,774.21 |
| | | | | | 03L | Matrix Code | \$154,136.53 |
| 2019 | 32 | 463 | 6436581 | COVID-19 Homeless Outreach | 03T | LMC | \$1,687.20 |
| 2019 | 32 | 463 | 6469541 | COVID-19 Homeless Outreach | 03T | LMC | \$960.52 |
| 2019 | 32 | 463 | 6502418 | COVID-19 Homeless Outreach | 03T | LMC | \$11,555.69 |
| 2019 | 32 | 463 | 6512714 | COVID-19 Homeless Outreach | 03T | LMC | \$8,417.27 |
| 2019 | 32 | 463 | 6532235 | COVID-19 Homeless Outreach | 03T | LMC | \$3,065.32 |
| 2019 | 32 | 463 | 6551653 | COVID-19 Homeless Outreach | 03T | LMC | \$1,695.44 |
| | | | | | 03T | Matrix Code | \$27,381.44 |
| 2019 | 4 | 453 | 6436572 | Meals on Wheels PLUS of Manatee, Inc./Unfunded Senior Meals | 05A | LMC | \$4,920.00 |
| 2020 | 9 | 482 | 6502757 | 2020 Unfunded Senior Meals | 05A | LMC | \$34,816.00 |
| 2020 | 9 | 482 | 6512704 | 2020 Unfunded Senior Meals | 05A | LMC | \$5,000.00 |
| 2020 | 9 | 482 | 6532239 | 2020 Unfunded Senior Meals | 05A | LMC | \$6,960.00 |
| 2020 | 9 | 482 | 6551657 | 2020 Unfunded Senior Meals | 05A | LMC | \$12,048.00 |
| 2020 | 10 | 483 | 6512704 | 2020 Alleans Loving Care | 05A | LMC | \$23,200.00 |
| 2020 | 10 | 483 | 6532244 | 2020 Alleans Loving Care | 05A | LMC | \$42,360.00 |
| 2020 | 10 | 483 | 6551661 | 2020 Alleans Loving Care | 05A | LMC | \$9,720.00 |
| | | | | | 05A | Matrix Code | \$139,024.00 |
| 2019 | 6 | 462 | 6436574 | 2019 Housing Preservation Program | 05C | LMC | \$5,580.00 |
| 2019 | 6 | 462 | 6469541 | 2019 Housing Preservation Program | 05C | LMC | \$3,100.00 |
| 2019 | 6 | 462 | 6502418 | 2019 Housing Preservation Program | 05C | LMC | \$6,470.00 |
| | | | | | 05C | Matrix Code | \$15,150.00 |
| 2018 | 9 | 435 | 6469539 | 2018 Workforce Education Program | 05H | LMC | \$3,497.55 |
| | | | | | 05H | Matrix Code | \$3,497.55 |
| 2019 | 7 | 461 | 6436575 | 2019 Project Smile | 05M | LMC | \$8,012.00 |
| 2020 | 8 | 481 | 6532243 | 2020 Project Smile | 05M | LMC | \$5,110.00 |
| 2020 | 8 | 481 | 6551660 | 2020 Project Smile | 05M | LMC | \$19,159.00 |
| | | | | | 05M | Matrix Code | \$32,281.00 |
| 2020 | 13 | 485 | 6512704 | 2020 Homeowner Downpayment Assistance Program | 13B | LMH | \$33,000.00 |
| 2020 | 13 | 485 | 6532241 | 2020 Homeowner Downpayment Assistance Program | 13B | LMH | \$37,234.00 |
| 2020 | 13 | 485 | 6551658 | 2020 Homeowner Downpayment Assistance Program | 13B | LMH | \$40,000.00 |
| | | | | | 13B | Matrix Code | \$110,234.00 |
| 2018 | 12 | 478 | 6469536 | Goff Rehabilitation - 425 41st Street Blvd East Palmetto, 34221 | 14A | LMH | \$299.00 |
| 2018 | 12 | 478 | 6502414 | Goff Rehabilitation - 425 41st Street Blvd East Palmetto, 34221 | 14A | LMH | \$20.00 |
| 2018 | 12 | 478 | 6512549 | Goff Rehabilitation - 425 41st Street Blvd East Palmetto, 34221 | 14A | LMH | \$26,187.30 |
| | | | | | 14A | Matrix Code | \$26,506.30 |
| Total | | | | | | | \$722,060.68 |

LINE 27 DETAIL: ACTIVITIES INCLUDED IN THE COMPUTATION OF LINE 27

| Plan Year | IDIS Project | IDIS Activity | Voucher Number | Activity to prevent, prepare for, and respond to Coronavirus | Activity Name | Grant Number | Fund Type | Matrix Code | National Objective | Drawn Amount |
|-----------|--------------|---------------|----------------|--------------------------------------------------------------|----------------------------|--------------|-----------|-------------|--------------------|--------------|
| 2019 | 32 | 463 | 6436581 | Yes | COVID-19 Homeless Outreach | B19UC120018 | EN | 03T | LMC | \$1,687.20 |
| 2019 | 32 | 463 | 6469541 | Yes | COVID-19 Homeless Outreach | B19UC120018 | EN | 03T | LMC | \$960.52 |
| 2019 | 32 | 463 | 6502418 | Yes | COVID-19 Homeless Outreach | B19UC120018 | EN | 03T | LMC | \$11,555.69 |



Office of Community Planning and Development
 U.S. Department of Housing and Urban Development
 Integrated Disbursement and Information System
 PR26 - CDBG Financial Summary Report
 Program Year 2020
 MANATEE COUNTY , FL

DATE: 11-22-21
 TIME: 11:23
 PAGE: 3

| Plan Year | IDIS Project | IDIS Activity | Voucher Number | Activity to prevent, prepare for, and respond to Coronavirus | Activity Name | Grant Number | Fund Type | Matrix Code | National Objective | Drawn Amount |
|--------------|--------------|---------------|----------------|--------------------------------------------------------------|--------------------------------------------------------------|--------------|-----------|-------------|--------------------|---------------------|
| 2019 | 32 | 463 | 6512714 | Yes | COVID-19 Homeless Outreach | B19UC120018 | EN | 03T | LMC | \$8,417.27 |
| 2019 | 32 | 463 | 6532235 | Yes | COVID-19 Homeless Outreach | B19UC120018 | EN | 03T | LMC | \$3,065.32 |
| 2019 | 32 | 463 | 6551653 | Yes | COVID-19 Homeless Outreach | B19UC120018 | EN | 03T | LMC | \$1,695.44 |
| | | | | | | | | 03T | Matrix Code | \$27,381.44 |
| 2019 | 4 | 453 | 6436572 | No | Meals on Wheels PLUS of Manatee, Inc./Unfunded Senior Meals | B19UC120018 | EN | 05A | LMC | \$4,920.00 |
| 2020 | 9 | 482 | 6502757 | No | 2020 Unfunded Senior Meals | B20UC120018 | EN | 05A | LMC | \$34,816.00 |
| 2020 | 9 | 482 | 6512704 | No | 2020 Unfunded Senior Meals | B20UC120018 | EN | 05A | LMC | \$5,000.00 |
| 2020 | 9 | 482 | 6532239 | No | 2020 Unfunded Senior Meals | B20UC120018 | EN | 05A | LMC | \$6,960.00 |
| 2020 | 9 | 482 | 6551657 | No | 2020 Unfunded Senior Meals | B20UC120018 | EN | 05A | LMC | \$12,048.00 |
| 2020 | 10 | 483 | 6512704 | No | 2020 Alleans Loving Care | B20UC120018 | EN | 05A | LMC | \$23,200.00 |
| 2020 | 10 | 483 | 6532244 | No | 2020 Alleans Loving Care | B20UC120018 | EN | 05A | LMC | \$42,360.00 |
| 2020 | 10 | 483 | 6551661 | No | 2020 Alleans Loving Care | B20UC120018 | EN | 05A | LMC | \$9,720.00 |
| | | | | | | | | 05A | Matrix Code | \$139,024.00 |
| 2019 | 6 | 462 | 6436574 | No | 2019 Housing Preservation Program | B19UC120018 | EN | 05C | LMC | \$5,580.00 |
| 2019 | 6 | 462 | 6469541 | No | 2019 Housing Preservation Program | B19UC120018 | EN | 05C | LMC | \$3,100.00 |
| 2019 | 6 | 462 | 6502418 | No | 2019 Housing Preservation Program | B19UC120018 | EN | 05C | LMC | \$6,470.00 |
| | | | | | | | | 05C | Matrix Code | \$15,150.00 |
| 2018 | 9 | 435 | 6469539 | No | 2018 Workforce Education Program | B18UC120018 | EN | 05H | LMC | \$3,497.55 |
| | | | | | | | | 05H | Matrix Code | \$3,497.55 |
| 2019 | 7 | 461 | 6436575 | No | 2019 Project Smile | B19UC120018 | EN | 05M | LMC | \$8,012.00 |
| 2020 | 8 | 481 | 6532243 | No | 2020 Project Smile | B20UC120018 | EN | 05M | LMC | \$5,110.00 |
| 2020 | 8 | 481 | 6551660 | No | 2020 Project Smile | B20UC120018 | EN | 05M | LMC | \$6,195.64 |
| 2020 | 8 | 481 | 6551660 | No | 2020 Project Smile | B20UC120018 | PI | 05M | LMC | \$12,963.36 |
| | | | | | | | | 05M | Matrix Code | \$32,281.00 |
| | | | | No | Activity to prevent, prepare for, and respond to Coronavirus | | | | | \$189,952.55 |
| | | | | Yes | Activity to prevent, prepare for, and respond to Coronavirus | | | | | \$27,381.44 |
| Total | | | | | | | | | | \$217,333.99 |

LINE 37 DETAIL: ACTIVITIES INCLUDED IN THE COMPUTATION OF LINE 37

| Plan Year | IDIS Project | IDIS Activity | Voucher Number | Activity Name | Matrix Code | National Objective | Drawn Amount |
|--------------|--------------|---------------|----------------|--------------------------|-------------|--------------------|---------------------|
| 2020 | 17 | 486 | 6502757 | 2020 CDBG Administration | 21A | | \$104,517.08 |
| 2020 | 17 | 486 | 6512704 | 2020 CDBG Administration | 21A | | \$159,646.47 |
| 2020 | 17 | 486 | 6532238 | 2020 CDBG Administration | 21A | | \$48,260.45 |
| 2020 | 17 | 486 | 6551656 | 2020 CDBG Administration | 21A | | \$3,240.84 |
| 2020 | 17 | 486 | 6553050 | 2020 CDBG Administration | 21A | | \$57,767.69 |
| | | | | | 21A | Matrix Code | \$373,432.53 |
| Total | | | | | | | \$373,432.53 |



PART I: SUMMARY OF CDBG-CV RESOURCES

| | |
|---------------------------------------------|--------------|
| 01 CDBG-CV GRANT | 2,698,615.00 |
| 02 FUNDS RETURNED TO THE LINE-OF-CREDIT | 0.00 |
| 03 FUNDS RETURNED TO THE LOCAL CDBG ACCOUNT | 0.00 |
| 04 TOTAL AVAILABLE (SUM, LINES 01-03) | 2,698,615.00 |

PART II: SUMMARY OF CDBG-CV EXPENDITURES

| | |
|--------------------------------------------------------------------------------|--------------|
| 05 DISBURSEMENTS OTHER THAN SECTION 108 REPAYMENTS AND PLANNING/ADMINISTRATION | 588,798.90 |
| 06 DISBURSED IN IDIS FOR PLANNING/ADMINISTRATION | 215,962.63 |
| 07 DISBURSED IN IDIS FOR SECTION 108 REPAYMENTS | 0.00 |
| 08 TOTAL EXPENDITURES (SUM, LINES 05 - 07) | 804,761.53 |
| 09 UNEXPENDED BALANCE (LINE 04 - LINE8) | 1,893,853.47 |

PART III: LOWMOD BENEFIT FOR THE CDBG-CV GRANT

| | |
|--------------------------------------------------|------------|
| 10 EXPENDED FOR LOW/MOD HOUSING IN SPECIAL AREAS | 0.00 |
| 11 EXPENDED FOR LOW/MOD MULTI-UNIT HOUSING | 0.00 |
| 12 DISBURSED FOR OTHER LOW/MOD ACTIVITIES | 588,798.90 |
| 13 TOTAL LOW/MOD CREDIT (SUM, LINES 10 - 12) | 588,798.90 |
| 14 AMOUNT SUBJECT TO LOW/MOD BENEFIT (LINE 05) | 588,798.90 |
| 15 PERCENT LOW/MOD CREDIT (LINE 13/LINE 14) | 100.00% |

PART IV: PUBLIC SERVICE (PS) CALCULATIONS

| | |
|-------------------------------------------------------------------|--------------|
| 16 DISBURSED IN IDIS FOR PUBLIC SERVICES | 588,798.90 |
| 17 CDBG-CV GRANT | 2,698,615.00 |
| 18 PERCENT OF FUNDS DISBURSED FOR PS ACTIVITIES (LINE 16/LINE 17) | 21.82% |

PART V: PLANNING AND ADMINISTRATION (PA) CAP

| | |
|-------------------------------------------------------------------|--------------|
| 19 DISBURSED IN IDIS FOR PLANNING/ADMINISTRATION | 215,962.63 |
| 20 CDBG-CV GRANT | 2,698,615.00 |
| 21 PERCENT OF FUNDS DISBURSED FOR PA ACTIVITIES (LINE 19/LINE 20) | 8.00% |



LINE 10 DETAIL: ACTIVITIES TO CONSIDER IN DETERMINING THE AMOUNT TO ENTER ON LINE 10

Report returned no data.

LINE 11 DETAIL: ACTIVITIES TO CONSIDER IN DETERMINING THE AMOUNT TO ENTER ON LINE 11

Report returned no data.

LINE 12 DETAIL: ACTIVITIES INCLUDED IN THE COMPUTATION OF LINE 12

| Plan Year | IDIS Project | IDIS Activity | Voucher Number | Activity Name | Matrix Code | National Objective | Drawn Amount | | |
|-----------|--------------|---------------|----------------|------------------------------------------------|-------------|----------------------------|--------------|-----|------------|
| 2020 | 2 | 465 | 6423738 | COVID-19 Temporary Food Assistance | 05Z | LMC | \$143,600.00 | | |
| | | | 6436599 | COVID-19 Temporary Food Assistance | 05Z | LMC | \$99,616.00 | | |
| | | | 6469726 | COVID-19 Temporary Food Assistance | 05Z | LMC | \$107,680.00 | | |
| | | | 6502426 | COVID-19 Temporary Food Assistance | 05Z | LMC | \$112,240.00 | | |
| | | | 6512578 | COVID-19 Temporary Food Assistance | 05Z | LMC | \$8,960.00 | | |
| | | | 6532250 | COVID-19 Temporary Food Assistance | 05Z | LMC | \$20,840.00 | | |
| | | | 6551669 | COVID-19 Temporary Food Assistance | 05Z | LMC | \$6,896.00 | | |
| | 3 | 466 | 6423738 | COVID-19 Hygiene Stations / Turning Points | 05Z | LMC | \$5,584.64 | | |
| | | | 6436599 | COVID-19 Hygiene Stations / Turning Points | 05Z | LMC | \$1,379.07 | | |
| | | | 6469726 | COVID-19 Hygiene Stations / Turning Points | 05Z | LMC | \$612.92 | | |
| | | | 6502426 | COVID-19 Hygiene Stations / Turning Points | 05Z | LMC | \$1,533.37 | | |
| | | | 6423738 | COVID-19 Hygiene Stations / The Salvation Army | 03T | LMC | \$8,339.28 | | |
| | 4 | 468 | 6469726 | COVID-19 Hygiene Stations / The Salvation Army | 03T | LMC | \$3,426.72 | | |
| | | | 6423738 | COVID-19 Legal Assistance Services | 05C | LMC | \$9,365.00 | | |
| | 4 | 467 | 6436599 | COVID-19 Legal Assistance Services | 05C | LMC | \$11,460.00 | | |
| | | | 6469726 | COVID-19 Legal Assistance Services | 05C | LMC | \$2,890.00 | | |
| | | | 6502426 | COVID-19 Legal Assistance Services | 05C | LMC | \$15,700.00 | | |
| | | | 6512578 | COVID-19 Legal Assistance Services | 05C | LMC | \$6,683.50 | | |
| | | | 6532252 | COVID-19 Legal Assistance Services | 05C | LMC | \$2,470.00 | | |
| | | | 6551670 | COVID-19 Legal Assistance Services | 05C | LMC | \$631.50 | | |
| | | | 5 | 469 | 6436599 | COVID-19 Worker Retraining | 05H | LMC | \$2,622.80 |
| | | | | | 6469726 | COVID-19 Worker Retraining | 05H | LMC | \$1,161.30 |
| | | | | | 6502426 | COVID-19 Worker Retraining | 05H | LMC | \$9,300.00 |
| | | | | | 6512578 | COVID-19 Worker Retraining | 05H | LMC | \$5,244.00 |
| | | | | | 6515589 | COVID-19 Worker Retraining | 05H | LMC | \$9.80 |
| | | | | | 6532254 | COVID-19 Worker Retraining | 05H | LMC | \$553.00 |
| | | | Total | | | | | | |

LINE 16 DETAIL: ACTIVITIES INCLUDED IN THE COMPUTATION OF LINE 16

| Plan Year | IDIS Project | IDIS Activity | Voucher Number | Activity Name | Matrix Code | National Objective | Drawn Amount |
|-----------|--------------|---------------|----------------|------------------------------------------------|-------------|--------------------|--------------|
| 2020 | 2 | 465 | 6423738 | COVID-19 Temporary Food Assistance | 05Z | LMC | \$143,600.00 |
| | | | 6436599 | COVID-19 Temporary Food Assistance | 05Z | LMC | \$99,616.00 |
| | | | 6469726 | COVID-19 Temporary Food Assistance | 05Z | LMC | \$107,680.00 |
| | | | 6502426 | COVID-19 Temporary Food Assistance | 05Z | LMC | \$112,240.00 |
| | | | 6512578 | COVID-19 Temporary Food Assistance | 05Z | LMC | \$8,960.00 |
| | | | 6532250 | COVID-19 Temporary Food Assistance | 05Z | LMC | \$20,840.00 |
| | | | 6551669 | COVID-19 Temporary Food Assistance | 05Z | LMC | \$6,896.00 |
| | 3 | 466 | 6423738 | COVID-19 Hygiene Stations / Turning Points | 05Z | LMC | \$5,584.64 |
| | | | 6436599 | COVID-19 Hygiene Stations / Turning Points | 05Z | LMC | \$1,379.07 |
| | | | 6469726 | COVID-19 Hygiene Stations / Turning Points | 05Z | LMC | \$612.92 |
| | | | 6502426 | COVID-19 Hygiene Stations / Turning Points | 05Z | LMC | \$1,533.37 |
| | | | 6423738 | COVID-19 Hygiene Stations / The Salvation Army | 03T | LMC | \$8,339.28 |
| | 4 | 468 | 6469726 | COVID-19 Hygiene Stations / The Salvation Army | 03T | LMC | \$3,426.72 |
| | | | 6423738 | COVID-19 Legal Assistance Services | 05C | LMC | \$9,365.00 |
| | 4 | 467 | 6436599 | COVID-19 Legal Assistance Services | 05C | LMC | \$11,460.00 |
| | | | 6469726 | COVID-19 Legal Assistance Services | 05C | LMC | \$2,890.00 |
| | | | 6502426 | COVID-19 Legal Assistance Services | 05C | LMC | \$15,700.00 |
| | | | 6512578 | COVID-19 Legal Assistance Services | 05C | LMC | \$6,683.50 |



Office of Community Planning and Development
 U.S. Department of Housing and Urban Development
 Integrated Disbursement and Information System
 PR26 - CDBG-CV Financial Summary Report
 MANATEE COUNTY , FL

DATE: 11-22-21
 TIME: 10:58
 PAGE: 3

| Plan Year | IDIS Project | IDIS Activity | Voucher Number | Activity Name | Matrix Code | National Objective | Drawn Amount |
|--------------|--------------|---------------|----------------|------------------------------------|-------------|--------------------|---------------------|
| 2020 | 4 | 467 | 6532252 | COVID-19 Legal Assistance Services | 05C | LMC | \$2,470.00 |
| | | | 6551670 | COVID-19 Legal Assistance Services | 05C | LMC | \$631.50 |
| | 5 | 469 | 6436599 | COVID-19 Worker Retraining | 05H | LMC | \$2,622.80 |
| | | | 6469726 | COVID-19 Worker Retraining | 05H | LMC | \$1,161.30 |
| | | | 6502426 | COVID-19 Worker Retraining | 05H | LMC | \$9,300.00 |
| | | | 6512578 | COVID-19 Worker Retraining | 05H | LMC | \$5,244.00 |
| | | | 6515589 | COVID-19 Worker Retraining | 05H | LMC | \$9.80 |
| | | | 6532254 | COVID-19 Worker Retraining | 05H | LMC | \$553.00 |
| Total | | | | | | | \$588,798.90 |

LINE 19 DETAIL: ACTIVITIES INCLUDED IN THE COMPUTATION OF LINE 19

| Plan Year | IDIS Project | IDIS Activity | Voucher Number | Activity Name | Matrix Code | National Objective | Drawn Amount |
|--------------|--------------|---------------|----------------|--------------------------------------------|-------------|--------------------|---------------------|
| 2020 | 6 | 464 | 6423738 | COVID-19 General Administration & Planning | 21A | | \$96,264.70 |
| | | | 6469726 | COVID-19 General Administration & Planning | 21A | | \$10,431.99 |
| | | | 6502426 | COVID-19 General Administration & Planning | 21A | | \$45,210.05 |
| | | | 6512578 | COVID-19 General Administration & Planning | 21A | | \$10,626.24 |
| | | | 6532263 | COVID-19 General Administration & Planning | 21A | | \$39,805.30 |
| | | | 6554074 | COVID-19 General Administration & Planning | 21A | | \$13,624.35 |
| Total | | | | | | | \$215,962.63 |



Public Participation

PUBLIC NOTICE
NOTICE OF FUNDING AVAILABILITY
MANATEE COUNTY, FLORIDA
Community Development Block Grant (CDBG), HOME Investment Partnership
Program (HOME) and Emergency Solutions Grant (ESG)

Manatee County has been notified that the Department of Housing and Urban Development (HUD) has proposed an estimated allocation of \$2,657,949.00 for the 2020-21 program year CDBG, HOME and ESG programs. This allocation is an estimate based upon the 2019-20 funding year and is subject to change. *(A maximum of 20% of the funds may be used for program planning and administration.)* The CDBG program is primarily designed to help those residents who are of low- and/or moderate-income within CDBG eligible areas or for households who income qualify.

During February of 2020, public focus group meetings and public outreach meetings, will be held to solicit stakeholder/citizen comments on Manatee County's low and moderate-income housing and community development needs, provide information about the eligibility of various kinds of activities, and answer questions regarding the grant programs. Feedback received will be used to assist Manatee County in determining which priority needs identified in the 2017-22 Consolidated Plan are of highest priority, when reviewing grant applications for the 2020-21 program year.

Manatee County will be soliciting CDBG grant applications from non-profit organizations to assist in addressing the housing and community development needs of the County's low- and moderate-income residents.

Application access for funding will be available through the Redevelopment and Economic Opportunity Department on March 16, 2020. In addition, a grant application workshop will be held on March 6, 2020 at the Goodwill Corporate Offices, 2705 51st Avenue East, Bradenton, FL, 34203 from 9:00AM to 11:30AM, to give details and answer questions regarding the funding application. The County will be accepting applications until 4:00 p.m., Friday, April 10, 2020.

Additional questions or comments may be sent to:

Denise Thomas
Housing and Community Development Manager
Manatee County Redevelopment and Economic Opportunity Department
denise.thomas@mymanatee.org
(941) 748-4501, ext. 3474
1112 Manatee Avenue West
Bradenton, FL 34205

Publish date:



Beaufort Gazette
Belleville News-Democrat
Bellingham Herald
Bradenton Herald
Centre Daily Times
Charlotte Observer
Columbus Ledger-Enquirer
Fresno Bee

The Herald - Rock Hill
Herald Sun - Durham
Idaho Statesman
Island Packet
Kansas City Star
Lexington Herald-Leader
Merced Sun-Star
Miami Herald

el Nuevo Herald - Miami
Modesto Bee
Raleigh News & Observer
The Olympian
Sacramento Bee
Fort Worth Star-Telegram
The State - Columbia
Sun Herald - Biloxi

Sun News - Myrtle Beach
The News Tribune Tacoma
The Telegraph - Macon
San Luis Obispo Tribune
Tri-City Herald
Wichita Eagle

AFFIDAVIT OF PUBLICATION

| Account # | Order Number | Identification | Order PO | Amount | Cols | Depth |
|-----------|--------------|-----------------------------|----------|----------|------|-------|
| 33901 | 177752 | Print Legal Ad - IPL0050732 | | \$212.94 | 2 | 90 L |

Attention: Susan Bigham
MANATEE COUNTY GOVERNMENT/REDEVELOPMENT AND ECONOMIC OPPORTUNITY DEPARTMENT
1112 MANATEE AVE W SUITE 300
BRADENTON, FL 34205

**Notice of Public Hearing
Notice of CAPER Availability
DRAFT Manatee County 2020/21 Housing and Urban Development (HUD) Consolidated Annual Performance and Evaluation Report (CAPER)**

NOTICE IS HEREBY GIVEN that the **Board of County Commissioners of Manatee County** will conduct a Public Hearing on December 14, 2021, at **9:00 a.m., or as soon thereafter as may be heard at the Manatee County Administration Building – 1st Floor Chambers, 1112 Manatee Avenue West, Bradenton, Florida**, to consider and act upon the following matters:

Authorize submission of the 2020/21 Housing and Urban Development (HUD) Consolidated Annual Performance and Evaluation Report (CAPER) to the Department of Housing and Urban Development.

Under Title I of the Housing and Community Development Act of 1974, as amended and the Cranston-Gonzalez National Affordable Housing Act of 1990, Manatee County is required to submit an annual performance report to the U.S. Department of Housing and Urban Development on how Community Development Block Grant (CDBG), HOME Investment Partnership Program (HOME), and Emergency Solutions Grant (ESG) funds were expended, and the status of activities undertaken during the program year.

Manatee County has prepared the draft Consolidated Annual Performance and Evaluation Report (CAPER) describing the activities that took place during the 2020-21 Program Year (October – September) which were used to address the needs of low-income persons. The CAPER gives an assessment of Manatee County's Five-Year Goals and Objectives which include actions taken to affirmatively further fair housing, needs of homeless persons or persons with special needs and affordable housing.

Notice of CAPER Availability

A draft CAPER will be made available to the public on November 29, 2021. This notice is being published to make citizens aware that a formal 15 calendar day comment period commences on November 29, 2021 and will conclude on December 14, 2021. All interested parties may examine the draft CAPER at the Manatee County Redevelopment and Economic Opportunity Department, 1112 Manatee Avenue West, 3rd Floor Reception Area, Bradenton, FL and the Manatee County website at www.mymanatee.org/departments/redevelopment_economic_opportunity/community_development/community_development_block_grant_c_d_b_g.

Written comments on the draft Consolidated Annual Performance and Evaluation Report (CAPER) Please address your comments to:

Jennifer Yost, Community Development Project Manager
Manatee County Redevelopment and Economic Opportunity Department
1112 Manatee Avenue West
Bradenton, FL 34205
(941) 748-4501, ext. 6858
jennifer.yost@mymanatee.org

Notice of Public Hearing

There will be a public hearing with the Manatee County Board of County Commissioners regarding the draft Consolidated Annual Performance and Evaluation Report (CAPER) on:

**December 14, 2021
9:00 AM or as soon thereafter as can be heard
Manatee County Administration Building – 1st Floor Chambers
1112 Manatee Avenue West
Bradenton, FL 34205**

The meeting can be viewed live on www.mymanatee.org/mga and on Manatee Government Access (MGA) Spectrum channel 644, Verizon channel 30, and Comcast channel 20. To enter your comments into the public record for an upcoming meeting, you may do so during the meeting or in advance of the meeting at: www.mymanatee.org/comment.

According to Florida Statutes Section 286.0105, a person deciding to appeal any decision made by the Board of County Commissioners with respect to any matter considered at the above-referenced meeting or hearing, will need a record of the proceedings, and, for such purposes, it may be necessary to ensure that a verbatim record of the proceedings is made, which record includes the testimony and evidence upon which the appeal is to be based.

Americans with Disabilities: The Board of County Commissioners does not discriminate upon the basis of any individual's disability status. This non-discrimination policy involves every aspect of the Board's functions including one's access to and participation in public hearings. Anyone requiring reasonable accommodation for this meeting as provided for in the ADA, should contact Carmine DeMilio 941-792-8774 ext. 8303 or carmine.demilio@mymanatee.org; or FAX 745-3790. IFL0050732
Nov 29 2021

THE STATE OF TEXAS COUNTY OF DALLAS

Before the undersigned authority personally appeared Ryan Dixon, who, on oath, says that she is a Legal Advertising Representative of The Bradenton Herald, a daily newspaper published at Bradenton in Manatee County, Florida; that the attached copy of the advertisement, being a Legal Advertisement in the matter of Public Notice, was published in said newspaper in the issue(s) of:

No. of Insertions: 1
Beginning Issue of: 11/29/2021
Ending Issue of: 11/29/2021

THE STATE OF FLORIDA COUNTY OF MANATEE


Affidavit further says that the said publication is a newspaper published at Bradenton, in said Manatee County, Florida, and that the said newspaper has heretofore been continuously published in said Manatee County, Florida, each day and has been entered as second-class mail matter at the post office in Bradenton, in said Manatee County, Florida, for a period of one year next preceding the first publication of the attached copy of advertisement; and affiant further says that she has neither paid nor promised any person, firm or corporation any discount, rebate, commission or refund for the purpose of securing this advertisement for publication in the said newspaper.

Ryan Dixon

Sworn to and subscribed before me this 1st day of December in the year of 2021

Amanda Grisham

Notary Public in and for the state of Texas, residing in Dallas County



Extra charge for lost or duplicate affidavits.
Legal document please do not destroy!



Proclamation

Board of County Commissioners
Manatee County, Florida

WHEREAS, April marks the 53rd anniversary of the passage of the Fair Housing Act of 1968, which sought to eliminate discrimination in housing opportunities and to affirmatively further housing choices for all Americans; and

WHEREAS, the provision of fair housing opportunities for all citizens of Manatee County is an important goal of Manatee County; and

WHEREAS, Manatee County, the United States Department of Housing and Urban Development, concerned citizens, and the housing industry are working to realize the dream of fair and affordable housing for all County residents; and

WHEREAS, Manatee County is proud of its efforts to further fair housing for all residents and recognizes that this can only be accomplished through forging partnerships with individuals, for-profit and non-profit organizations, corporation community, and others; and

WHEREAS, supporting and promoting fair housing helps to strengthen families, communities, businesses, and our overall economy. Fulfillment of the letter and spirit of the law means that every community can be a place of opportunity where people can live in diverse, inclusive, accessible neighborhoods with quality schools, healthy foods, meaningful jobs, health care, green spaces, quality credit, and the other opportunities that frame and affect our lives.

NOW, THEREFORE, BE IT PROCLAIMED by the Board of County Commissioners of Manatee County, Florida, that, in the pursuit of the shared goal and responsibility of providing equal housing opportunities for all citizens, the month of April 2021 shall be known, designated, and set aside as

FAIR HOUSING MONTH

in Manatee County, Florida, and further that the Board of County Commissioners calls upon all residents and citizens to recognize that compliance with the U.S. Fair Housing Laws is the equitable way in which to guarantee fair housing practices for all citizens.

ADOPTED with a quorum present and voting this 6th day of April 2021.

BOARD OF COUNTY COMMISSIONERS
MANATEE COUNTY, FLORIDA



Vanessa Baugh, Chairperson

ATTEST: Angelina Colonnese
Clerk of the Circuit Court





Proclamation

Board of County Commissioners
Manatee County, Florida

Declaration of Racism as a Public Health Crisis

"Injustice anywhere is a threat to justice everywhere. We are caught in an inescapable network of mutuality, tied in a single garment of destiny. Whatever affects one directly, affects all indirectly!" - Dr. Martin Luther King, Jr.

WHEREAS, the Manatee County Commission has a demonstrated track record of promoting racial equity, inclusion and diversity that is exemplified in Manatee County's Fair Housing Goals, the Inclusive Manatee Initiative, and partnerships in Racially/Ethnically Concentrated Areas of Poverty (R/ECAPs); and

WHEREAS, Manatee County also has demonstrated a commitment to providing for the health and welfare of its residents by establishing a health care program for low-income and uninsured adults and a Children's Services Ordinance to improve the social welfare of County youth; and

WHEREAS, racism is a negative social system with multiple dimensions including: individual prejudices that are internalized or interpersonal; and systemic racism that is institutional or structural, and is a system of structuring opportunity and assigning value based on the social interpretation of how one looks²; and

WHEREAS, "racism unfairly disadvantages specific individuals and communities, while unfairly giving advantages to other individuals and communities, and saps the strength of the whole society through the waste of human resources"³, and Manatee County's collective prosperity depends upon the equitable access to opportunity for every resident regardless of the color of their skin; and

WHEREAS, racism causes persistent discrimination and disparate outcomes in many areas of life, including housing, education, business, employment and criminal justice; and an emerging body of research demonstrates that racism itself is a social determinant of health⁴; and

WHEREAS, the US Census and the Florida Department of Health report that in Manatee County, the racial residential segregation index is 49.74%; residents of color experience dramatically higher unemployment rates (Black: 12.6%, Hispanic: 5.7%, White: 5%); face a higher poverty rate as a community (Black: 23.5%, Hispanic: 24.7%, White: 11.1%); have lower home ownership rates (Black: 40.6%, Hispanic: 47.8%, White: 74.3%); have substantially less annual median income (Black: \$39,296, Hispanic: \$41,883, White: \$57,948)⁵; and

¹ Garcia JJ, Shariz MZ. Black Lives Matter: A Commentary on Race and Racism. Am. J. Public Health 2015; e27-30.

² Jones CP. Confronting Institutional Racism. Phylon. 2002; 50 (1/2): 7-22.

³ American Public Health Association. Racism and Health. Available at: <https://www.apha.org/topics-andissues/>

⁴ Flynn, A., Holmberg, S., Warren, D., and Wong, F. REWRITE the Racial Rules: Building an Inclusive American Economy. Roosevelt Institute, 2016.

⁵ The Florida Department of Health in Manatee County. (2020) Health Equality Profile.

<http://www.flhealthcharts.com/ChartsReports/rdPage.aspx?rdReport=ChartsProfiles.HealthEquityMergeMHPProfile>.

WHEREAS, institutional racism and discrimination in Florida and Manatee County have also exacerbated a health divide between White residents and residents of color; and when people are healthy, they create strong successful communities. Being healthy is about more than genetics, our health depends on the conditions of our daily life where we live, work, and play; and these conditions are not the same for everyone in Manatee County. Compared to White residents: Black residents are more likely to be overweight or obese and die of heart disease, cancer or stroke; twice as many Black residents die from diabetes; and Black and Hispanic babies are more likely to die in their first year of life. Health comes down to whether the conditions of our daily life presents us with **OPTIONS or OBSTACLES**⁵; and

WHEREAS, Black communities, working class residents, and those that suffer from disabilities are more likely to experience poor health outcomes as a consequence of the social determinants of health -- health inequities stemming from economic instability, education, physical environment, living in food and broadband deserts and inadequate access to health care systems. Safe and affordable homes are essential for well-being, but where more than 55.9% of renters in Manatee County pay more than 30% of their income in rent and face housing challenges^{5&6}. Income has a strong influence^{5&6} on health and longevity, and due to a history of discriminatory policies residents of color are more likely to experience economic hardships than White residents⁷; and

WHEREAS, a contemporary example of this disparity is highlighted by the COVID-19 pandemic and its impact on the Black community. According to a recent CDC-MMWR study, Blacks are hospitalized at a much higher rate than other groups and the death rate of Blacks in that study is twice the rate of Whites⁸; and according to the Florida Department of Health, Black residents of the state are disproportionately more likely to die of COVID-19. While Black residents make up 15.5 percent of the population, they represent 19.4 percent of the Floridians who have died of the virus. This disparity is even more acute when looking at younger residents. For example, Black residents make up 18 percent of Florida's population from ages 25 to 44, while representing 44 percent of deaths in this age range⁹.

WHEREAS, more than 100 studies have linked racism to worse health outcomes⁸; and

WHEREAS, the Manatee County Board of County Commissioners stands with the residents of Manatee County with the declaration of racism as a public health crisis and acknowledge that all lives will matter in America only when there is recognition and affirmation that "Black Lives Matter."

NOW, THEREFORE, BE IT RESOLVED AND ORDERED THAT THE MANATEE COUNTY BOARD OF COUNTY COMMISSIONERS:

1. Assert that racism is a public health crisis affecting our entire county.
2. Work to progress as an equity and justice-oriented organization, with the Board of County Commissioners and the County Administrator and its staff leadership continuing to identify specific activities to further enhance diversity and to ensure antiracism principles across county leadership, staffing and contracting.

⁶ Manatee County Government. Samoset and West Samoset Equity Profile. Inclusive Manatee Pilot Program. Summer, 2020.

⁷ CDC-Centers for Disease Control -Morbidity and Mortality Weekly Report: COV^oID-19 in Racial and Ethnic Minority Groups

⁸ New York Times. The Virus is Killing Young Floridians. Race is a Big Factor, August 11, 2020.

⁹ Institute of Medicine. Unequal Treatment. <https://www.nap.edu/read/10260/chapter/2#7>. May 2, 2020; and American Public Health Association. Racism and Health.


3. Promote equity through all policies approved by the County Commission and enhance educational efforts aimed at understanding, addressing and dismantling racism and how it affects the delivery of human and social services, economic development and public safety.
4. Continue to advocate locally and through the National Association of Counties for relevant policies that improve health in Black communities, and supports local, state, regional, and federal initiatives that advance efforts to dismantle systemic racism.
5. Further work to solidify alliances and partnerships with other organizations that are confronting racism and encourage other local, state, regional and national entities to recognize racism as a public health crisis.
6. Support community efforts to amplify issues of racism and engage actively and authentically with communities of color wherever they live.
7. To always promote and support policies that prioritize the health of all people, especially people of color by mitigating exposure to adverse childhood experiences.
8. Promote racial equity training with the goal of reaching all county commissioners, county leadership and staff.
9. Encourage racial equity training among all community partners, grantees, vendors and contractors.
10. Identify clear goals and objectives, including periodic reports to the Board of County
11. Commissioners, to assess progress and capitalize on opportunities to further advance racial equity; and,

NOW, THEREFORE, BE IT PROCLAIMED by the Board of County Commissioners of Manatee County, Florida, that it supports all additional efforts in Manatee County, the State of Florida and nationwide to address racism and public health disparities due to racial inequities.

ADOPTED with a quorum present and voting this 10th day of November 2020.




BOARD OF COUNTY COMMISSIONERS
MANATEE COUNTY, FLORIDA



Betsy Benac, Chairperson

ATTEST: Angelina Colonnese
Clerk of the Circuit Court



Angelina Colonnese

SEE ATTACHED AGENDA UPDATE MEMORANDUM

Bradenton Area Convention Center
One Haben Boulevard, Palmetto - Longboat Key Room
9:00 a.m. - November 10, 2020

REVISED - November 10, 2020 - Regular Meeting
Agenda Item #8

Adopted in Open Session 11/10/20
Manatee County
Board of County Commissioners

Subject

Adoption of Proclamation Declaring Racism as a Public Health Crisis and Supporting All Efforts to Address Racism and Public Health Disparities

Briefings

None

Contact and/or Presenter Information

Board of County Commissioners

Action Requested

Adopt Proclamation Declaring Racism as a Public Health Crisis and Supporting All Efforts to Address Racism and Public Health Disparities.

Enabling/Regulating Authority

Background Discussion

County Attorney Review

Not Reviewed (No apparent legal issues)

Explanation of Other

Reviewing Attorney

N/A

Instructions to Board Records

None

Cost and Funds Source Account Number and Name

N/A

Amount and Frequency of Recurring Costs

N/A

Bradenton Area Convention Center
One Haben Boulevard, Palmetto - Longboat Key Room
9:00 a.m. - November 10, 2020

Attachment: [Racism as a Public Health Crisis Proclamation.pdf](#)

Attachment: [Public Comment.pdf](#) - added



MEMORANDUM

To: Cheri Coryea, County Administrator

From: Diane Vollmer, Agenda Coordinator

Date: November 9, 2020

Subject: **Agenda Update for Meeting of November 10, 2020**

This memo and the changes indicated below are reflected in the electronic agenda (E-Agenda).

Changes to Awards/Presentations/Proclamations

PROCLAMATIONS

Item 8 - Adoption of Proclamation Declaring Racism as a Public Health Crisis and Supporting All Efforts to Address Racism and Public Health Disparities

A written comment submitted through the on-line Public Comment Form was added to this agenda item.

Changes to Consent Agenda

FINANCIAL MANAGEMENT

Item 20 - Adoption of FY20 Budget Amendment Resolution B-20-111

Budget Resolution B-20-111 was updated and replaced, at the request of the Clerk's Office, to reflect additional adjustments required for the close of September 30, 2020, for the following items within the Resolution:

- The dollar amount in Item 5 was amended from \$33,498 to \$34,640 because of an update in the interest payment due to the Department of Children and Families.
- Item 8 was added for the Supervisor of Elections CARES Act reimbursement.
- Item 9 was added to reflect transfers to the Radio fund and to the Stormwater Management fund.

Changes to Advertised Public Hearings

FINANCIAL MANAGEMENT

Item 61 - Adoption of Resolution R-20-158 regarding the Infrastructure Sales Tax - Amending Project Scope

The Infrastructure Sales Tax Project and Equipment List (attached to Resolution R-20-158) was updated and replaced to coincide with changes to Budget Resolution B-21-029 (Item 66 on this agenda).

Changes to Regular Agenda

ADMINISTRATOR

Item 63 - Discussion of On-going Issues Relative to the Coronavirus (COVID-19) Pandemic; Extension of the Local State of Emergency; and Weather Emergency Update

- The subject of this item was updated to include a Weather Emergency Update;
- Resolution R-20-182, declaring a Local State of Emergency for Tropical Storm Eta, was attached; and
- The Week 28 Re-opening Strategies Report and On-going Response to COVID 19 Pandemic presentations were added.

FINANCIAL MANAGEMENT

Item 66 - Execution of Guaranteed Maximum Price (GMP) Addendum to Agreement No. 19-TA003144CD for Construction Management at Risk Services for Manatee County Lincoln Park Pool; Adoption of Budget Resolution B-21-029

Budget Resolution B-21-029 was updated to reflect:

- The increase of \$232,014 to the Infrastructure Sales Tax Project and Equipment List for the Guaranteed Maximum Price amendment for the Lincoln Park Pool project; and
- A reduction of \$610,000 on the Infrastructure Sales Tax Project and Equipment List for the Coquina Trail Phase 2 project.

Changes to Commissioner Agenda

COMMISSIONER BENAC

Item 69 - Annual Performance Evaluation for County Administrator Cheri Coryea

The June 2020 and November 2020 Evaluation Ratings and Comments were added to this agenda item.

Additions to Consent Agenda

FINANCIAL MANAGEMENT

Item 70 - Execution of Interlocal Agreements regarding CARES Act Funding

Requests to:

- Approve and authorize the County Administrator to execute Interlocal Agreement between Manatee County and the City of Holmes Beach for the CARES Act Funding funds to be used in accordance with the CARES Act.
- Approve and authorize the County Administrator to execute the Interlocal Agreement between Manatee County and the School District of Manatee County for the CARES Act Funding funds to be used in accordance with the CARES Act once the Interlocal Agreement is approved and executed by the School District of Manatee County.



Public Comment

Manatee County, FL

Submitted On:

November 9, 2020 11:12am

America/New_York

| | |
|----------------------------------------------------------------------------------|----------------------------------------------------------------------------------------------------------------------------------------------------------------------------------------------------------------------------------------------------------------------------------------------------------------------------------------------------------------------------|
| Full Name | Alice Shipman |
| Email | shipman.alice@gmail.com |
| Which meeting is this public comment for? (Please select date of meeting) | November 10, 2020 |
| Topic/Agenda Item | Racism as a public health crisis |
| Comment (max. 3,000 characters) | <p>I heard that you're planning on declaring racism a public health crisis, and I wanted to say that I unequivocally support this decision.</p> <p>It's a very true statement, but it's a sadly underacknowledged truth. Having it be recognized in this way is a really positive thing, and I wanted to let you know that I really appreciate you taking this action.</p> |

November 10, 2020 - Regular Meeting
Agenda Item #8

Subject

Adoption of Proclamation Declaring Racism as a Public Health Crisis and Supporting All Efforts to Address Racism and Public Health Disparities

Briefings

None

Contact and/or Presenter Information

Board of County Commissioners

Action Requested

Adopt Proclamation Declaring Racism as a Public Health Crisis and Supporting All Efforts to Address Racism and Public Health Disparities.

Enabling/Regulating Authority

Background Discussion

County Attorney Review

Not Reviewed (No apparent legal issues)

Explanation of Other

Reviewing Attorney

N/A

Instructions to Board Records

None

By request, copy emailed to: Patti Poppell, Sr. Paralegal, Leon County
Attorney's Office: poppellp@leoncountyfl.gov, 11/12/20, RT

Cost and Funds Source Account Number and Name

N/A

Amount and Frequency of Recurring Costs

N/A

REVISED/REPLACED

Bradenton Area Convention Center
One Haben Boulevard, Palmetto - Longboat Key Room
9:00 a.m. - November 10, 2020

Attachment: [Racism as a Public Health Crisis Proclamation.pdf](#)

REVISED/REPLACED

EVIDENCE BASED POLICY RECOMMENDATIONS

To address the disproportionate rates of preventable chronic diseases among Black/African Americans in Manatee County it is imperative that a multipronged approach is taken to address the upstream and down factors that negatively impact the health of this population. It is important to understand the social determinants of health that impact the quality of life of communities of color and to also acknowledge the impacts of historical racist policies and practices that have negatively impacted the lives of marginalized communities throughout the county.

Thus, the following upstream and down steam recommendations are proposed as potential solutions improving the health and well-being Black/African Americans and communities of color:

- 1 Acknowledge the role of racism on health inequities, commit to addressing the root causes of health inequities, and focus on equity across all sectors.
- 2 Establish a community collaborative to work with marginalized communities as designated Health Equity Zones to develop plans and recommend policies that address housing, education,

economic, and health inequities among marginalized communities in Manatee County.

- 3 Develop and implement a 3-5 year health equity plan with measurable objectives focused on addressing health inequities among marginalized populations in Manatee County to include a focus on:
 - Increased access to chronic disease prevention and management program for Black/African American families;
 - Increased access to maternal and child services among Black families;
 - Improve access to culturally sensitive mental health care services for Black/African American families;
 - Increased healthcare provider trainings on the social determinants of health and racism as a social determinant of health
-

8

Living in such more industrialized areas increases Black/African American's exposure to ambient air pollution which makes them more susceptible to respiratory complications such as asthma, emphysema, and lung cancer (Hayanga, Zeliadt & Backhus, 2013, Quillian, 2012, Ard, 2016, Morello-Frosch & Lopez, 2006).

A The poor health status of Black/African American is also attributable to inaccessibility to resources that promote good health to include recreational facilities, sidewalks, street lights that encourage physical activity, reliable sources of transportation and grocery stores with affordable and quality produce that promote healthy eating (Logan & Parman, 2018, Williams & Collins, 2001, Williams & Mohammed, 2008). Additionally, due to the low income and poverty levels of Black Americans, not only is access health care is negatively impacted but also access to quality healthcare where physicians understand the needs of patients and are culturally compassionate (Logan & Parman, 2018, Williams & Mohammed, 2008). Black residentially segregated neighborhoods lack access to healthcare facilities and adequately stocked pharmacies and have lower quality physicians with the inability to refer residents to specialty care services, further exacerbating poor health management and conditions (Logan & Parman, 2018).

✓

CITIZENS' COMMENTS
(Agenda Items)

| | |
|----------------------|---------------------------------------------------------------------------------------------------|
| Item #: _____ | CONSENT: <input checked="" type="checkbox"/> NO <input type="checkbox"/> YES |
|----------------------|---------------------------------------------------------------------------------------------------|

The Board of County Commissioners welcomes your comments. Your presentation must be limited to three (3) minutes per item or matter, with a total limit of ten (10) minutes. If appropriate, the matter(s) you present will be placed on a future commission agenda.

It is requested that you complete this form and return it to the receptionist prior to the beginning of the Citizens' Comments portion of the agenda.

Name: Betty Rheda

Address: _____

Phone: (Home) _____ (Work) _____

Email: _____

Brief description of problem or concern:

COVID - 19

CITIZENS' COMMENTS

(Agenda Items)



| | |
|------------------|------------------------------------------------------------------------------|
| Item #: <u>8</u> | CONSENT: <input type="checkbox"/> NO <input checked="" type="checkbox"/> YES |
|------------------|------------------------------------------------------------------------------|

The Board of County Commissioners welcomes your comments. Your presentation must be limited to three (3) minutes per item or matter, with a total limit of ten (10) minutes. If appropriate, the matter(s) you present will be placed on a future commission agenda.

It is requested that you complete this form and return it to the receptionist prior to the beginning of the Citizens' Comments portion of the agenda.

Name: Rodney Jones
Address: _____
Phone: (Home) _____ (Work) _____
Email: _____

Brief description of problem or concern:

CITIZENS' COMMENTS

(Agenda Items)



Item #: 8

CONSENT: NO YES

The Board of County Commissioners welcomes your comments. Your presentation must be limited to three (3) minutes per item or matter, with a total limit of ten (10) minutes. If appropriate, the matter(s) you present will be placed on a future commission agenda.

It is requested that you complete this form and return it to the receptionist prior to the beginning of the Citizens' Comments portion of the agenda.

Name: Susie Copeland

Address: 1010 27th St E B-Ton

Phone: (Home) 941-748-3170 (Work) _____

Email: Susieb.Copeland@gmail.com

Brief description of problem or concern:

CITIZENS' COMMENTS
(Agenda Items)



| | |
|---------------|-------------------------------------------------------------------|
| Item #: _____ | CONSENT: <input type="checkbox"/> NO <input type="checkbox"/> YES |
|---------------|-------------------------------------------------------------------|

The Board of County Commissioners welcomes your comments. Your presentation must be limited to three (3) minutes per item or matter, with a total limit of ten (10) minutes. If appropriate, the matter(s) you present will be placed on a future commission agenda.

It is requested that you complete this form and return it to the receptionist prior to the beginning of the Citizens' Comments portion of the agenda.

Name: Tracy Pratt
Address: 701 8th Ave. W.
Phone: (Home) 941.920.8815 (Work) _____
Email: tracy@tracyprattlaw.com

Brief description of problem or concern:
Express Support for Proclamation Declaring
Racism as Public Health Crisis due to
Racism

CITIZENS' COMMENTS
(Agenda Items)



| | |
|-------------------------------|-------------------------------------------------------------------|
| Item #: <u>8 8</u> | CONSENT: <input type="checkbox"/> NO <input type="checkbox"/> YES |
|-------------------------------|-------------------------------------------------------------------|

The Board of County Commissioners welcomes your comments. Your presentation must be limited to three (3) minutes per item or matter, with a total limit of ten (10) minutes. If appropriate, the matter(s) you present will be placed on a future commission agenda.

It is requested that you complete this form and return it to the receptionist prior to the beginning of the Citizens' Comments portion of the agenda.

Name: Khavia Bailey
Address: 6115 75th AVE EAST
Phone: (Home) 941 526-8080 (Work) _____
Email: _____

Brief description of problem or concern:

CITIZENS' COMMENTS

(Agenda Items)

9:00 am

Item #: _____

CONSENT: NO YES

The Board of County Commissioners welcomes your comments. Your presentation must be limited to three (3) minutes per item or matter, with a total limit of ten (10) minutes. If appropriate, the matter(s) you present will be placed on a future commission agenda.

It is requested that you complete this form and return it to the receptionist prior to the beginning of the Citizens' Comments portion of the agenda.

Name: _____

Michelle Martin

Address: _____

1301e 3rd St Circle E

Phone: (Home) _____

(Work) _____

Email: _____

sendanyemailhere@gmail.com

Brief description of problem or concern:

Comments on Racism as public health crisis

CITIZENS' COMMENTS
(Agenda Items)



| | |
|---------------|------------------------------------------------------------------------------|
| Item #: _____ | CONSENT: <input type="checkbox"/> NO <input checked="" type="checkbox"/> YES |
|---------------|------------------------------------------------------------------------------|

The Board of County Commissioners welcomes your comments. Your presentation must be limited to three (3) minutes per item or matter, with a total limit of ten (10) minutes. If appropriate, the matter(s) you present will be placed on a future commission agenda.

It is requested that you complete this form and return it to the receptionist prior to the beginning of the Citizens' Comments portion of the agenda.

Name: JRANIL MCANDREWS
Address: 450 Pinebrook Circle
Phone: (Home) 941-218-2107 (Work) _____
Email: _____

Brief description of problem or concern:

CITIZENS' COMMENTS
(Agenda Items)

1

Item #: 8

CONSENT: NO YES

The Board of County Commissioners welcomes your comments. Your presentation must be limited to three (3) minutes per item or matter, with a total limit of ten (10) minutes. If appropriate, the matter(s) you present will be placed on a future commission agenda.

It is requested that you complete this form and return it to the receptionist prior to the beginning of the Citizens' Comments portion of the agenda.

Name:

Deidra Larkins

Address:

4027 11th St E

Phone: (Home)

(Work)

941-748-3029

Email:

Brief description of problem or concern:

Electronic ESG CAPER



HUD ESG CAPER

Grant: ESG: Manatee County - FL - Report Type: CAPER

Report Date Range

10/1/2020 to 9/30/2021

Contact Information

| | |
|------------------|---------------------------------------|
| First Name | Jennifer |
| Middle Name | |
| Last Name | Yost |
| Suffix | |
| Title | Community Development Project Manager |
| Street Address 1 | 1112 Manatee Ave W |
| Street Address 2 | Community Development Project Manager |
| City | Bradenton |
| State | Florida |
| ZIP Code | 34205 |
| E-mail Address | jennifer.yost@mymanatee.org |
| Phone Number | (941)749-3029 |
| Extension | 6858 |
| Fax Number | (941)742-5848 |

Project types carried out during the program year

| Components | Projects | Total Persons Reported | Total Households Reported |
|------------------------------------------|----------|------------------------|---------------------------|
| Emergency Shelter | 0 | 0 | 0 |
| Day Shelter | 0 | 0 | 0 |
| Transitional Housing | 0 | 0 | 0 |
| Total Emergency Shelter Component | 0 | 0 | 0 |
| Total Street Outreach | 0 | 0 | 0 |
| Total PH - Rapid Re-Housing | 0 | 0 | 0 |
| Total Homelessness Prevention | 1 | 68 | 24 |

Grant Information**Emergency Shelter Rehab/Conversion**

| | |
|----------------------------------------------------------------------------------|----|
| Did you create additional shelter beds/units through an ESG-funded rehab project | No |
|----------------------------------------------------------------------------------|----|

| | |
|---------------------------------------------------------------------------------------|----|
| Did you create additional shelter beds/units through an ESG-funded conversion project | No |
|---------------------------------------------------------------------------------------|----|

Data Participation Information

| | |
|---------------------------------------------------------------------------------------------------------------------------------------------------------------------------|----|
| Are there any funded projects, except HMIS or Admin, which are <u>not listed on the Project, Links and Uploads form</u> ? This includes projects in the HMIS and from VSP | No |
|---------------------------------------------------------------------------------------------------------------------------------------------------------------------------|----|

| | |
|-----------------------------------------------------------------------------------------------------------------------------------|---|
| How many of the VSP projects have a HUD approved plan and are using a template rather than a comparable database report uploaded? | 0 |
|-----------------------------------------------------------------------------------------------------------------------------------|---|

Project Outcomes

- no data -

Financial Information

- no data -



HUD ESG CAPER FY2020 - CSV upload only

Grant: ESG: Manatee County - FL - Report Type: CAPER

Q04a: Project Identifiers in HMIS

| Organization Name | Organization ID | Project Name | Project ID | HMIS Project Type | Method for Tracking ES | Affiliated with a residential project | Project IDs of affiliations | CoC Number | Geocode | Victim Service Provider | HMIS Software Name | Report Start Date | Report End Date | CSV Exceptic |
|-----------------------------------------------------------|-----------------|-----------------------------------------------------------|------------|-------------------|------------------------|---------------------------------------|-----------------------------|------------|---------|-------------------------|--------------------|-------------------|-----------------|--------------|
| County ESG - Homeless Prevention-Turning Points - Manatee | 3531 | County ESG - Homeless Prevention-Turning Points - Manatee | 3531 | 12 | | | | FL-500 | 120270 | 0 | ServicePoint | 2020-10-01 | 2021-09-30 | No |

Q05a: Report Validations Table

| | |
|-----------------------------------------------------------------------|----|
| Total Number of Persons Served | 68 |
| Number of Adults (Age 18 or Over) | 29 |
| Number of Children (Under Age 18) | 39 |
| Number of Persons with Unknown Age | 0 |
| Number of Leavers | 43 |
| Number of Adult Leavers | 16 |
| Number of Adult and Head of Household Leavers | 16 |
| Number of Stayers | 25 |
| Number of Adult Stayers | 13 |
| Number of Veterans | 0 |
| Number of Chronically Homeless Persons | 0 |
| Number of Youth Under Age 25 | 1 |
| Number of Parenting Youth Under Age 25 with Children | 0 |
| Number of Adult Heads of Household | 24 |
| Number of Child and Unknown-Age Heads of Household | 0 |
| Heads of Households and Adult Stayers in the Project 365 Days or More | 5 |

Q06a: Data Quality: Personally Identifying Information (PII)

| Data Element | Client Doesn't Know/Refused | Information Missing | Data Issues | Total | % of Error Rate |
|------------------------|-----------------------------|---------------------|-------------|-------|-----------------|
| Name | 0 | 0 | 0 | 0 | 0.00 % |
| Social Security Number | 0 | 0 | 0 | 0 | 0.00 % |
| Date of Birth | 0 | 0 | 0 | 0 | 0.00 % |
| Race | 0 | 0 | 0 | 0 | 0.00 % |
| Ethnicity | 0 | 0 | 0 | 0 | 0.00 % |
| Gender | 0 | 0 | 0 | 0 | 0.00 % |
| Overall Score | | | | 0 | 0.00 % |

Q06b: Data Quality: Universal Data Elements

| | Error Count | % of Error Rate |
|-----------------------------------|-------------|-----------------|
| Veteran Status | 0 | 0.00 % |
| Project Start Date | 0 | 0.00 % |
| Relationship to Head of Household | 0 | 0.00 % |
| Client Location | 0 | 0.00 % |
| Disabling Condition | 0 | 0.00 % |

Q06c: Data Quality: Income and Housing Data Quality

| | Error Count | % of Error Rate |
|-----------------------------------------|-------------|-----------------|
| Destination | 0 | 0.00 % |
| Income and Sources at Start | 0 | 0.00 % |
| Income and Sources at Annual Assessment | 0 | 0.00 % |
| Income and Sources at Exit | 0 | 0.00 % |

Q06d: Data Quality: Chronic Homelessness

| | Count of Total Records | Missing Time in Institution | Missing Time in Housing | Approximate Date Started DK/R/missing | Number of Times DK/R/missing | Number of Months DK/R/missing | % of Records Unable to Calculate |
|-------------------------|------------------------|-----------------------------|-------------------------|---------------------------------------|------------------------------|-------------------------------|----------------------------------|
| ES, SH, Street Outreach | 0 | 0 | 0 | 0 | 0 | 0 | -- |
| TH | 0 | 0 | 0 | 0 | 0 | 0 | -- |
| PH (All) | 0 | 0 | 0 | 0 | 0 | 0 | -- |
| Total | 0 | 0 | 0 | 0 | 0 | 0 | -- |

Q06e: Data Quality: Timeliness

| | Number of Project Start Records | Number of Project Exit Records |
|-----------|---------------------------------|--------------------------------|
| 0 days | 27 | 39 |
| 1-3 Days | 0 | 0 |
| 4-6 Days | 1 | 0 |
| 7-10 Days | 0 | 0 |
| 11+ Days | 0 | 4 |

Q06f: Data Quality: Inactive Records: Street Outreach & Emergency Shelter

| | # of Records | # of Inactive Records | % of Inactive Records |
|------------------------------------------------------------------------|--------------|-----------------------|-----------------------|
| Contact (Adults and Heads of Household in Street Outreach or ES - NBN) | 0 | 0 | -- |
| Bed Night (All Clients in ES - NBN) | 0 | 0 | -- |

Q07a: Number of Persons Served

| | Total | Without Children | With Children and Adults | With Only Children | Unknown Household Type |
|-----------------------------------------------------------------|-------|------------------|--------------------------|--------------------|------------------------|
| Adults | 29 | 8 | 21 | 0 | 0 |
| Children | 39 | 0 | 39 | 0 | 0 |
| Client Doesn't Know/ Client Refused | 0 | 0 | 0 | 0 | 0 |
| Data Not Collected | 0 | 0 | 0 | 0 | 0 |
| Total | 68 | 8 | 60 | 0 | 0 |
| For PSH & RRH – the total persons served who moved into housing | 0 | 0 | 0 | 0 | 0 |

Q08a: Households Served

| | Total | Without Children | With Children and Adults | With Only Children | Unknown Household Type |
|--------------------------------------------------------------------|-------|------------------|--------------------------|--------------------|------------------------|
| Total Households | 24 | 6 | 18 | 0 | 0 |
| For PSH & RRH – the total households served who moved into housing | 0 | 0 | 0 | 0 | 0 |

Q08b: Point-in-Time Count of Households on the Last Wednesday

| | Total | Without Children | With Children and Adults | With Only Children | Unknown Household Type |
|---------|-------|------------------|--------------------------|--------------------|------------------------|
| January | 13 | 3 | 10 | 0 | 0 |
| April | 9 | 3 | 6 | 0 | 0 |
| July | 10 | 4 | 6 | 0 | 0 |
| October | 12 | 3 | 9 | 0 | 0 |

Q09a: Number of Persons Contacted

| | All Persons Contacted | First contact – NOT staying on the Streets, ES, or SH | First contact – WAS staying on Streets, ES, or SH | First contact – Worker unable to determine |
|-------------------------|-----------------------|-------------------------------------------------------|---------------------------------------------------|--------------------------------------------|
| Once | 0 | 0 | 0 | 0 |
| 2-5 Times | 0 | 0 | 0 | 0 |
| 6-9 Times | 0 | 0 | 0 | 0 |
| 10+ Times | 0 | 0 | 0 | 0 |
| Total Persons Contacted | 0 | 0 | 0 | 0 |

Q09b: Number of Persons Engaged

| | All Persons Contacted | First contact – NOT staying on the Streets, ES, or SH | First contact – WAS staying on Streets, ES, or SH | First contact – Worker unable to determine |
|-----------------------|-----------------------|-------------------------------------------------------|---------------------------------------------------|--------------------------------------------|
| Once | 0 | 0 | 0 | 0 |
| 2-5 Contacts | 0 | 0 | 0 | 0 |
| 6-9 Contacts | 0 | 0 | 0 | 0 |
| 10+ Contacts | 0 | 0 | 0 | 0 |
| Total Persons Engaged | 0 | 0 | 0 | 0 |
| Rate of Engagement | 0.00 | 0.00 | 0.00 | 0.00 |

Q10a: Gender of Adults

| | Total | Without Children | With Children and Adults | Unknown Household Type |
|----------------------------------------|-------|------------------|--------------------------|------------------------|
| Male | 8 | 3 | 5 | 0 |
| Female | 21 | 5 | 16 | 0 |
| No Single Gender | 0 | 0 | 0 | 0 |
| Questioning | 0 | 0 | 0 | 0 |
| Transgender | 0 | 0 | 0 | 0 |
| Client Doesn't Know/Client Refused | 0 | 0 | 0 | 0 |
| Data Not Collected | 0 | 0 | 0 | 0 |
| Total | 29 | 8 | 21 | 0 |
| Trans Female (MTF or Male to Female) ☹ | -- | -- | -- | -- |
| Trans Male (FTM or Female to Male) ☹ | -- | -- | -- | -- |

📌 Effective 10/1/2021, this table contains a consolidated Transgender row which includes the sum of data from the previously separate Transgender rows, tagged with ☹.

Q10b: Gender of Children

| | Total | With Children and Adults | With Only Children | Unknown Household Type |
|--------------------------------------|-------|--------------------------|--------------------|------------------------|
| Male | 17 | 17 | 0 | 0 |
| Female | 22 | 22 | 0 | 0 |
| No Single Gender | 0 | 0 | 0 | 0 |
| Questioning | 0 | 0 | 0 | 0 |
| Transgender | 0 | 0 | 0 | 0 |
| Client Doesn't Know/Client Refused | 0 | 0 | 0 | 0 |
| Data Not Collected | 0 | 0 | 0 | 0 |
| Total | 39 | 39 | 0 | 0 |
| Trans Female (MTF or Male to Female) | -- | -- | -- | -- |
| Trans Male (FTM or Female to Male) | -- | -- | -- | -- |

📌 Effective 10/1/2021, this table contains a consolidated Transgender row which includes the sum of data from the previously separate Transgender rows, tagged with ☹.

Q10c: Gender of Persons Missing Age Information

| | Total | Without Children | With Children and Adults | With Only Children | Unknown Household Type |
|----------------------------------------|-------|------------------|--------------------------|--------------------|------------------------|
| Male | 0 | 0 | 0 | 0 | 0 |
| Female | 0 | 0 | 0 | 0 | 0 |
| No Single Gender | 0 | 0 | 0 | 0 | 0 |
| Questioning | 0 | 0 | 0 | 0 | 0 |
| Transgender | 0 | 0 | 0 | 0 | 0 |
| Client Doesn't Know/Client Refused | 0 | 0 | 0 | 0 | 0 |
| Data Not Collected | 0 | 0 | 0 | 0 | 0 |
| Total | 0 | 0 | 0 | 0 | 0 |
| Trans Female (MTF or Male to Female) ☹ | -- | -- | -- | -- | -- |
| Trans Male (FTM or Female to Male) ☹ | -- | -- | -- | -- | -- |

🗨 Effective 10/1/2021, this table contains a consolidated Transgender row which includes the sum of data from the previously separate Transgender rows, tagged with ☹.

Q10d: Gender by Age Ranges

| | Total | Under Age 18 | Age 18-24 | Age 25-61 | Age 62 and over | Client Doesn't Know/ Client Refused | Data Not Collected |
|----------------------------------------|-------|--------------|-----------|-----------|-----------------|-------------------------------------|--------------------|
| Male | 25 | 17 | 0 | 8 | 0 | 0 | 0 |
| Female | 43 | 22 | 2 | 18 | 1 | 0 | 0 |
| No Single Gender | 0 | 0 | 0 | 0 | 0 | 0 | 0 |
| Questioning | 0 | 0 | 0 | 0 | 0 | 0 | 0 |
| Transgender | 0 | 0 | 0 | 0 | 0 | 0 | 0 |
| Client Doesn't Know/Client Refused | 0 | 0 | 0 | 0 | 0 | 0 | 0 |
| Data Not Collected | 0 | 0 | 0 | 0 | 0 | 0 | 0 |
| Total | 68 | 39 | 2 | 26 | 1 | 0 | 0 |
| Trans Female (MTF or Male to Female) ☹ | -- | -- | -- | -- | -- | -- | -- |
| Trans Male (FTM or Female to Male) ☹ | -- | -- | -- | -- | -- | -- | -- |

🗨 Effective 10/1/2021, this table contains a consolidated Transgender row which includes the sum of data from the previously separate Transgender rows, tagged with ☹.

Q11: Age

| | Total | Without Children | With Children and Adults | With Only Children | Unknown Household Type |
|------------------------------------|-------|------------------|--------------------------|--------------------|------------------------|
| Under 5 | 5 | 0 | 5 | 0 | 0 |
| 5 - 12 | 20 | 0 | 20 | 0 | 0 |
| 13 - 17 | 14 | 0 | 14 | 0 | 0 |
| 18 - 24 | 2 | 1 | 1 | 0 | 0 |
| 25 - 34 | 7 | 1 | 6 | 0 | 0 |
| 35 - 44 | 10 | 1 | 9 | 0 | 0 |
| 45 - 54 | 6 | 2 | 4 | 0 | 0 |
| 55 - 61 | 3 | 2 | 1 | 0 | 0 |
| 62+ | 1 | 1 | 0 | 0 | 0 |
| Client Doesn't Know/Client Refused | 0 | 0 | 0 | 0 | 0 |
| Data Not Collected | 0 | 0 | 0 | 0 | 0 |
| Total | 68 | 8 | 60 | 0 | 0 |

Q12a: Race

| | Total | Without Children | With Children and Adults | With Only Children | Unknown Household Type |
|-----------------------------------------------|-------|------------------|--------------------------|--------------------|------------------------|
| White | 48 | 5 | 43 | 0 | 0 |
| Black, African American, or African | 18 | 3 | 15 | 0 | 0 |
| Asian or Asian American | 0 | 0 | 0 | 0 | 0 |
| American Indian, Alaska Native, or Indigenous | 0 | 0 | 0 | 0 | 0 |
| Native Hawaiian or Pacific Islander | 0 | 0 | 0 | 0 | 0 |
| Multiple Races | 2 | 0 | 2 | 0 | 0 |
| Client Doesn't Know/Client Refused | 0 | 0 | 0 | 0 | 0 |
| Data Not Collected | 0 | 0 | 0 | 0 | 0 |
| Total | 68 | 8 | 60 | 0 | 0 |

Q12b: Ethnicity

| | Total | Without Children | With Children and Adults | With Only Children | Unknown Household Type |
|------------------------------------|-----------|------------------|--------------------------|--------------------|------------------------|
| Non-Hispanic/Non-Latin(a)(o)(x) | 50 | 8 | 42 | 0 | 0 |
| Hispanic/Latin(a)(o)(x) | 18 | 0 | 18 | 0 | 0 |
| Client Doesn't Know/Client Refused | 0 | 0 | 0 | 0 | 0 |
| Data Not Collected | 0 | 0 | 0 | 0 | 0 |
| Total | 68 | 8 | 60 | 0 | 0 |

Q13a1: Physical and Mental Health Conditions at Start

| | Total Persons | Without Children | Adults in HH with Children & Adults | Children in HH with Children & Adults | With Children and Adults ☹ | With Only Children | Unknown Household Type |
|-----------------------------------------|---------------|------------------|-------------------------------------|---------------------------------------|----------------------------|--------------------|------------------------|
| Mental Health Disorder | 5 | 2 | 2 | 1 | -- | 0 | 0 |
| Alcohol Use Disorder | 0 | 0 | 0 | 0 | -- | 0 | 0 |
| Drug Use Disorder | 0 | 0 | 0 | 0 | -- | 0 | 0 |
| Both Alcohol Use and Drug Use Disorders | 0 | 0 | 0 | 0 | -- | 0 | 0 |
| Chronic Health Condition | 2 | 2 | 0 | 0 | -- | 0 | 0 |
| HIV/AIDS | 0 | 0 | 0 | 0 | -- | 0 | 0 |
| Developmental Disability | 1 | 0 | 0 | 1 | -- | 0 | 0 |
| Physical Disability | 5 | 4 | 1 | 0 | -- | 0 | 0 |

☹ The "With Children and Adults" column is retired as of 10/1/2019 and replaced with the columns "Adults in HH with Children & Adults" and "Children in HH with Children & Adults".

Q13b1: Physical and Mental Health Conditions at Exit

| | Total Persons | Without Children | Adults in HH with Children & Adults | Children in HH with Children & Adults | With Children and Adults ☹ | With Only Children | Unknown Household Type |
|-----------------------------------------|---------------|------------------|-------------------------------------|---------------------------------------|----------------------------|--------------------|------------------------|
| Mental Health Disorder | 2 | 1 | 1 | 0 | -- | 0 | 0 |
| Alcohol Use Disorder | 0 | 0 | 0 | 0 | -- | 0 | 0 |
| Drug Use Disorder | 0 | 0 | 0 | 0 | -- | 0 | 0 |
| Both Alcohol Use and Drug Use Disorders | 0 | 0 | 0 | 0 | -- | 0 | 0 |
| Chronic Health Condition | 0 | 0 | 0 | 0 | -- | 0 | 0 |
| HIV/AIDS | 0 | 0 | 0 | 0 | -- | 0 | 0 |
| Developmental Disability | 0 | 0 | 0 | 0 | -- | 0 | 0 |
| Physical Disability | 0 | 0 | 0 | 0 | -- | 0 | 0 |

☹ The "With Children and Adults" column is retired as of 10/1/2019 and replaced with the columns "Adults in HH with Children & Adults" and "Children in HH with Children & Adults".

Q13c1: Physical and Mental Health Conditions for Stayers

| | Total Persons | Without Children | Adults in HH with Children & Adults | Children in HH with Children & Adults | With Children ☹ and Adults ☹ | With Only Children | Unknown Household Type |
|-----------------------------------------|---------------|------------------|-------------------------------------|---------------------------------------|------------------------------|--------------------|------------------------|
| Mental Health Disorder | 3 | 1 | 1 | 1 | -- | 0 | 0 |
| Alcohol Use Disorder | 0 | 0 | 0 | 0 | -- | 0 | 0 |
| Drug Use Disorder | 0 | 0 | 0 | 0 | -- | 0 | 0 |
| Both Alcohol Use and Drug Use Disorders | 0 | 0 | 0 | 0 | -- | 0 | 0 |
| Chronic Health Condition | 2 | 2 | 0 | 0 | -- | 0 | 0 |
| HIV/AIDS | 0 | 0 | 0 | 0 | -- | 0 | 0 |
| Developmental Disability | 1 | 0 | 0 | 1 | -- | 0 | 0 |
| Physical Disability | 5 | 4 | 1 | 0 | -- | 0 | 0 |

☹ The "With Children and Adults" column is retired as of 10/1/2019 and replaced with the columns "Adults in HH with Children & Adults" and "Children in HH with Children & Adults".

Q14a: Domestic Violence History

| | Total | Without Children | With Children and Adults | With Only Children | Unknown Household Type |
|------------------------------------|-----------|------------------|--------------------------|--------------------|------------------------|
| Yes | 8 | 0 | 8 | 0 | 0 |
| No | 20 | 7 | 13 | 0 | 0 |
| Client Doesn't Know/Client Refused | 0 | 0 | 0 | 0 | 0 |
| Data Not Collected | 1 | 1 | 0 | 0 | 0 |
| Total | 29 | 8 | 21 | 0 | 0 |

Q14b: Persons Fleeing Domestic Violence

| | Total | Without Children | With Children and Adults | With Only Children | Unknown Household Type |
|------------------------------------|----------|------------------|--------------------------|--------------------|------------------------|
| Yes | 4 | 0 | 4 | 0 | 0 |
| No | 4 | 0 | 4 | 0 | 0 |
| Client Doesn't Know/Client Refused | 0 | 0 | 0 | 0 | 0 |
| Data Not Collected | 0 | 0 | 0 | 0 | 0 |
| Total | 8 | 0 | 8 | 0 | 0 |

Q15: Living Situation

| | Total | Without Children | With Children and Adults | With Only Children | Unknown Household Type |
|-------------------------------------------------------------------------------------|-----------|------------------|--------------------------|--------------------|------------------------|
| Homeless Situations | | | | | |
| Emergency shelter, including hotel or motel paid for with emergency shelter voucher | 0 | 0 | 0 | 0 | 0 |
| Transitional housing for homeless persons (including homeless youth) | 0 | 0 | 0 | 0 | 0 |
| Place not meant for habitation | 0 | 0 | 0 | 0 | 0 |
| Safe Haven | 0 | 0 | 0 | 0 | 0 |
| Host Home (non-crisis) | 0 | 0 | 0 | 0 | 0 |
| Interim Housing ☞ | 0 | 0 | 0 | 0 | 0 |
| Subtotal | 0 | 0 | 0 | 0 | 0 |
| Institutional Settings | | | | | |
| Psychiatric hospital or other psychiatric facility | 0 | 0 | 0 | 0 | 0 |
| Substance abuse treatment facility or detox center | 0 | 0 | 0 | 0 | 0 |
| Hospital or other residential non-psychiatric medical facility | 0 | 0 | 0 | 0 | 0 |
| Jail, prison or juvenile detention facility | 0 | 0 | 0 | 0 | 0 |
| Foster care home or foster care group home | 0 | 0 | 0 | 0 | 0 |
| Long-term care facility or nursing home | 0 | 0 | 0 | 0 | 0 |
| Residential project or halfway house with no homeless criteria | 0 | 0 | 0 | 0 | 0 |
| Subtotal | 0 | 0 | 0 | 0 | 0 |
| Other Locations | | | | | |
| Permanent housing (other than RRH) for formerly homeless persons | 0 | 0 | 0 | 0 | 0 |
| Owned by client, no ongoing housing subsidy | 0 | 0 | 0 | 0 | 0 |
| Owned by client, with ongoing housing subsidy | 0 | 0 | 0 | 0 | 0 |
| Rental by client, with RRH or equivalent subsidy | 0 | 0 | 0 | 0 | 0 |
| Rental by client, with HCV voucher (tenant or project based) | 0 | 0 | 0 | 0 | 0 |
| Rental by client in a public housing unit | 0 | 0 | 0 | 0 | 0 |
| Rental by client, no ongoing housing subsidy | 24 | 7 | 17 | 0 | 0 |
| Rental by client, with VASH subsidy | 0 | 0 | 0 | 0 | 0 |
| Rental by client with GPD TIP subsidy | 0 | 0 | 0 | 0 | 0 |
| Rental by client, with other housing subsidy | 0 | 0 | 0 | 0 | 0 |
| Hotel or motel paid for without emergency shelter voucher | 0 | 0 | 0 | 0 | 0 |
| Staying or living in a friend's room, apartment or house | 3 | 0 | 3 | 0 | 0 |
| Staying or living in a family member's room, apartment or house | 2 | 1 | 1 | 0 | 0 |
| Client Doesn't Know/Client Refused | 0 | 0 | 0 | 0 | 0 |
| Data Not Collected | 0 | 0 | 0 | 0 | 0 |
| Subtotal | 29 | 8 | 21 | 0 | 0 |
| Total | 29 | 8 | 21 | 0 | 0 |

☞ Interim housing is retired as of 10/1/2019.

Q16: Cash Income - Ranges

| | Income at Start | Income at Latest Annual Assessment for Stayers | Income at Exit for Leavers |
|-----------------------------------------------------------------------|-----------------|------------------------------------------------|----------------------------|
| No income | 15 | 1 | 8 |
| \$1 - \$150 | 0 | 0 | 0 |
| \$151 - \$250 | 0 | 1 | 0 |
| \$251 - \$500 | 0 | 0 | 0 |
| \$501 - \$1000 | 4 | 2 | 1 |
| \$1,001 - \$1,500 | 6 | 1 | 3 |
| \$1,501 - \$2,000 | 2 | 0 | 2 |
| \$2,001+ | 0 | 0 | 2 |
| Client Doesn't Know/Client Refused | 0 | 0 | 0 |
| Data Not Collected | 2 | 0 | 0 |
| Number of Adult Stayers Not Yet Required to Have an Annual Assessment | 0 | 8 | 0 |
| Number of Adult Stayers Without Required Annual Assessment | 0 | 0 | 0 |
| Total Adults | 29 | 13 | 16 |

Q17: Cash Income - Sources

| | Income at Start | Income at Latest Annual Assessment for Stayers | Income at Exit for Leavers |
|--------------------------------------------------------------------|-----------------|------------------------------------------------|----------------------------|
| Earned Income | 7 | 2 | 5 |
| Unemployment Insurance | 4 | 0 | 1 |
| SSI | 2 | 2 | 0 |
| SSDI | 3 | 1 | 2 |
| VA Service-Connected Disability Compensation | 0 | 0 | 0 |
| VA Non-Service Connected Disability Pension | 0 | 0 | 0 |
| Private Disability Insurance | 0 | 0 | 0 |
| Worker's Compensation | 0 | 0 | 0 |
| TANF or Equivalent | 1 | 0 | 1 |
| General Assistance | 0 | 0 | 0 |
| Retirement (Social Security) | 1 | 1 | 0 |
| Pension from Former Job | 0 | 0 | 0 |
| Child Support | 2 | 0 | 1 |
| Alimony (Spousal Support) | 0 | 0 | 0 |
| Other Source | 0 | 0 | 1 |
| Adults with Income Information at Start and Annual Assessment/Exit | 0 | 5 | 1 |

Q19b: Disabling Conditions and Income for Adults at Exit

| | AO: Adult with Disabling Condition | AO: Adult without Disabling Condition | AO: Total Adults | AO: % with Disabling Condition by Source | AC: Adult with Disabling Condition | AC: Adult without Disabling Condition | AC: Total Adults | AC: % with Disabling Condition by Source | UK: Adult with Disabling Condition | UK: Adult without Disabling Condition | UK: Total Adults | UK: % with Disabling Condition by Source |
|------------------------------------------------|------------------------------------|---------------------------------------|------------------|------------------------------------------|------------------------------------|---------------------------------------|------------------|------------------------------------------|------------------------------------|---------------------------------------|------------------|------------------------------------------|
| Earned Income | 0 | 0 | 0 | -- | 0 | 5 | 5 | 0.00 % | 0 | 0 | 0 | -- |
| Supplemental Security Income (SSI) | 0 | 0 | 0 | -- | 0 | 0 | 0 | -- | 0 | 0 | 0 | -- |
| Social Security Disability Insurance (SSDI) | 1 | 0 | 1 | 100.00 % | 0 | 1 | 1 | 0.00 % | 0 | 0 | 0 | -- |
| VA Service-Connected Disability Compensation | 0 | 0 | 0 | -- | 0 | 0 | 0 | -- | 0 | 0 | 0 | -- |
| Private Disability Insurance | 0 | 0 | 0 | -- | 0 | 0 | 0 | -- | 0 | 0 | 0 | -- |
| Worker's Compensation | 0 | 0 | 0 | -- | 0 | 0 | 0 | -- | 0 | 0 | 0 | -- |
| Temporary Assistance for Needy Families (TANF) | 0 | 0 | 0 | -- | 0 | 1 | 1 | 0.00 % | 0 | 0 | 0 | -- |
| Retirement Income from Social Security | 0 | 0 | 0 | -- | 0 | 0 | 0 | -- | 0 | 0 | 0 | -- |
| Pension or retirement income from a former job | 0 | 0 | 0 | -- | 0 | 0 | 0 | -- | 0 | 0 | 0 | -- |
| Child Support | 0 | 0 | 0 | -- | 0 | 1 | 1 | 0.00 % | 0 | 0 | 0 | -- |
| Other source | 0 | 0 | 0 | -- | 0 | 1 | 1 | 0.00 % | 0 | 0 | 0 | -- |
| No Sources | 0 | 1 | 1 | 0.00 % | 1 | 6 | 7 | 14.00 % | 0 | 0 | 0 | -- |
| Unduplicated Total Adults | 1 | 1 | 2 | -- | 1 | 13 | 14 | -- | 0 | 0 | 0 | -- |

Q20a: Type of Non-Cash Benefit Sources

| | Benefit at Start | Benefit at Latest Annual Assessment for Stayers | Benefit at Exit for Leavers |
|---------------------------------------------|------------------|-------------------------------------------------|-----------------------------|
| Supplemental Nutritional Assistance Program | 16 | 2 | 7 |
| WIC | 0 | 0 | 0 |
| TANF Child Care Services | 0 | 0 | 0 |
| TANF Transportation Services | 0 | 0 | 0 |
| Other TANF-Funded Services | 0 | 0 | 0 |
| Other Source | 0 | 0 | 0 |

Q21: Health Insurance

| | At Start | At Annual Assessment for Stayers | At Exit for Leavers |
|-----------------------------------------------------------------|----------|----------------------------------|---------------------|
| Medicaid | 33 | 1 | 15 |
| Medicare | 4 | 1 | 1 |
| State Children's Health Insurance Program | 0 | 0 | 0 |
| VA Medical Services | 5 | 0 | 5 |
| Employer Provided Health Insurance | 1 | 0 | 1 |
| Health Insurance Through COBRA | 5 | 1 | 4 |
| Private Pay Health Insurance | 0 | 0 | 0 |
| State Health Insurance for Adults | 0 | 0 | 0 |
| Indian Health Services Program | 0 | 0 | 0 |
| Other | 0 | 0 | 0 |
| No Health Insurance | 23 | 3 | 18 |
| Client Doesn't Know/Client Refused | 0 | 0 | 0 |
| Data Not Collected | 0 | 0 | 0 |
| Number of Stayers Not Yet Required to Have an Annual Assessment | 0 | 19 | 0 |
| 1 Source of Health Insurance | 42 | 3 | 24 |
| More than 1 Source of Health Insurance | 3 | 0 | 1 |

Q22a2: Length of Participation – ESG Projects

| | Total | Leavers | Stayers |
|--------------------------------|-----------|-----------|-----------|
| 0 to 7 days | 3 | 1 | 2 |
| 8 to 14 days | 2 | 2 | 0 |
| 15 to 21 days | 0 | 0 | 0 |
| 22 to 30 days | 0 | 0 | 0 |
| 31 to 60 days | 10 | 5 | 5 |
| 61 to 90 days | 6 | 0 | 6 |
| 91 to 180 days | 5 | 3 | 2 |
| 181 to 365 days | 13 | 9 | 4 |
| 366 to 730 days (1-2 Yrs) | 29 | 23 | 6 |
| 731 to 1,095 days (2-3 Yrs) | 0 | 0 | 0 |
| 1,096 to 1,460 days (3-4 Yrs) | 0 | 0 | 0 |
| 1,461 to 1,825 days (4-5 Yrs) | 0 | 0 | 0 |
| More than 1,825 days (> 5 Yrs) | 0 | 0 | 0 |
| Data Not Collected | 0 | 0 | 0 |
| Total | 68 | 43 | 25 |

Q22c: Length of Time between Project Start Date and Housing Move-in Date

| | Total | Without Children | With Children and Adults | With Only Children | Unknown Household Type |
|-----------------------------------------|----------|------------------|--------------------------|--------------------|------------------------|
| 7 days or less | 0 | 0 | 0 | 0 | 0 |
| 8 to 14 days | 0 | 0 | 0 | 0 | 0 |
| 15 to 21 days | 0 | 0 | 0 | 0 | 0 |
| 22 to 30 days | 0 | 0 | 0 | 0 | 0 |
| 31 to 60 days | 0 | 0 | 0 | 0 | 0 |
| 61 to 180 days | 0 | 0 | 0 | 0 | 0 |
| 181 to 365 days | 0 | 0 | 0 | 0 | 0 |
| 366 to 730 days (1-2 Yrs) | 0 | 0 | 0 | 0 | 0 |
| Total (persons moved into housing) | 0 | 0 | 0 | 0 | 0 |
| Average length of time to housing | -- | -- | -- | -- | -- |
| Persons who were exited without move-in | 0 | 0 | 0 | 0 | 0 |
| Total persons | 0 | 0 | 0 | 0 | 0 |

Q22d: Length of Participation by Household Type

| | Total | Without Children | With Children and Adults | With Only Children | Unknown Household Type |
|--------------------------------|-----------|------------------|--------------------------|--------------------|------------------------|
| 7 days or less | 3 | 1 | 2 | 0 | 0 |
| 8 to 14 days | 2 | 0 | 2 | 0 | 0 |
| 15 to 21 days | 0 | 0 | 0 | 0 | 0 |
| 22 to 30 days | 0 | 0 | 0 | 0 | 0 |
| 31 to 60 days | 10 | 0 | 10 | 0 | 0 |
| 61 to 90 days | 6 | 1 | 5 | 0 | 0 |
| 91 to 180 days | 5 | 2 | 3 | 0 | 0 |
| 181 to 365 days | 13 | 1 | 12 | 0 | 0 |
| 366 to 730 days (1-2 Yrs) | 29 | 3 | 26 | 0 | 0 |
| 731 to 1,095 days (2-3 Yrs) | 0 | 0 | 0 | 0 | 0 |
| 1,096 to 1,460 days (3-4 Yrs) | 0 | 0 | 0 | 0 | 0 |
| 1,461 to 1,825 days (4-5 Yrs) | 0 | 0 | 0 | 0 | 0 |
| More than 1,825 days (> 5 Yrs) | 0 | 0 | 0 | 0 | 0 |
| Data Not Collected | 0 | 0 | 0 | 0 | 0 |
| Total | 68 | 8 | 60 | 0 | 0 |

Q22e: Length of Time Prior to Housing - based on 3.917 Date Homelessness Started

| | Total | Without Children | With Children and Adults | With Only Children | Unknown Household Type |
|------------------------------------|--------------|-------------------------|---------------------------------|---------------------------|-------------------------------|
| 7 days or less | 0 | 0 | 0 | 0 | 0 |
| 8 to 14 days | 0 | 0 | 0 | 0 | 0 |
| 15 to 21 days | 0 | 0 | 0 | 0 | 0 |
| 22 to 30 days | 0 | 0 | 0 | 0 | 0 |
| 31 to 60 days | 0 | 0 | 0 | 0 | 0 |
| 61 to 180 days | 0 | 0 | 0 | 0 | 0 |
| 181 to 365 days | 0 | 0 | 0 | 0 | 0 |
| 366 to 730 days (1-2 Yrs) | 0 | 0 | 0 | 0 | 0 |
| 731 days or more | 0 | 0 | 0 | 0 | 0 |
| Total (persons moved into housing) | 0 | 0 | 0 | 0 | 0 |
| Not yet moved into housing | 0 | 0 | 0 | 0 | 0 |
| Data not collected | 0 | 0 | 0 | 0 | 0 |
| Total persons | 0 | 0 | 0 | 0 | 0 |

Q23c: Exit Destination – All persons

| | Total | Without Children | With Children and Adults | With Only Children | Unknown Household Type |
|-------------------------------------------------------------------------------------------------------------------------------|-----------|------------------|--------------------------|--------------------|------------------------|
| Permanent Destinations | | | | | |
| Moved from one HOPWA funded project to HOPWA PH | 0 | 0 | 0 | 0 | 0 |
| Owned by client, no ongoing housing subsidy | 0 | 0 | 0 | 0 | 0 |
| Owned by client, with ongoing housing subsidy | 0 | 0 | 0 | 0 | 0 |
| Rental by client, no ongoing housing subsidy | 39 | 2 | 37 | 0 | 0 |
| Rental by client, with VASH housing subsidy | 0 | 0 | 0 | 0 | 0 |
| Rental by client, with GPD TIP housing subsidy | 0 | 0 | 0 | 0 | 0 |
| Rental by client, with other ongoing housing subsidy | 0 | 0 | 0 | 0 | 0 |
| Permanent housing (other than RRH) for formerly homeless persons | 0 | 0 | 0 | 0 | 0 |
| Staying or living with family, permanent tenure | 0 | 0 | 0 | 0 | 0 |
| Staying or living with friends, permanent tenure | 0 | 0 | 0 | 0 | 0 |
| Rental by client, with RRH or equivalent subsidy | 0 | 0 | 0 | 0 | 0 |
| Rental by client, with HCV voucher (tenant or project based) | 0 | 0 | 0 | 0 | 0 |
| Rental by client in a public housing unit | 0 | 0 | 0 | 0 | 0 |
| Subtotal | 39 | 2 | 37 | 0 | 0 |
| Temporary Destinations | | | | | |
| Emergency shelter, including hotel or motel paid for with emergency shelter voucher | 0 | 0 | 0 | 0 | 0 |
| Moved from one HOPWA funded project to HOPWA TH | 0 | 0 | 0 | 0 | 0 |
| Transitional housing for homeless persons (including homeless youth) | 0 | 0 | 0 | 0 | 0 |
| Staying or living with family, temporary tenure (e.g. room, apartment or house) | 4 | 0 | 4 | 0 | 0 |
| Staying or living with friends, temporary tenure (e.g. room, apartment or house) | 0 | 0 | 0 | 0 | 0 |
| Place not meant for habitation (e.g., a vehicle, an abandoned building, bus/train/subway station/airport or anywhere outside) | 0 | 0 | 0 | 0 | 0 |
| Safe Haven | 0 | 0 | 0 | 0 | 0 |
| Hotel or motel paid for without emergency shelter voucher | 0 | 0 | 0 | 0 | 0 |
| Host Home (non-crisis) | 0 | 0 | 0 | 0 | 0 |
| Subtotal | 4 | 0 | 4 | 0 | 0 |
| Institutional Settings | | | | | |
| Foster care home or group foster care home | 0 | 0 | 0 | 0 | 0 |
| Psychiatric hospital or other psychiatric facility | 0 | 0 | 0 | 0 | 0 |
| Substance abuse treatment facility or detox center | 0 | 0 | 0 | 0 | 0 |
| Hospital or other residential non-psychiatric medical facility | 0 | 0 | 0 | 0 | 0 |
| Jail, prison, or juvenile detention facility | 0 | 0 | 0 | 0 | 0 |
| Long-term care facility or nursing home | 0 | 0 | 0 | 0 | 0 |
| Subtotal | 0 | 0 | 0 | 0 | 0 |
| Other Destinations | | | | | |
| Residential project or halfway house with no homeless criteria | 0 | 0 | 0 | 0 | 0 |
| Deceased | 0 | 0 | 0 | 0 | 0 |
| Other | 0 | 0 | 0 | 0 | 0 |
| Client Doesn't Know/Client Refused | 0 | 0 | 0 | 0 | 0 |
| Data Not Collected (no exit interview completed) | 0 | 0 | 0 | 0 | 0 |
| Subtotal | 0 | 0 | 0 | 0 | 0 |
| Total | 43 | 2 | 41 | 0 | 0 |
| Total persons exiting to positive housing destinations | 0 | 0 | 0 | 0 | 0 |
| Total persons whose destinations excluded them from the calculation | 0 | 0 | 0 | 0 | 0 |
| Percentage | 0.00 % | 0.00 % | 0.00 % | -- | -- |

Q24: Homelessness Prevention Housing Assessment at Exit

| | Total | Without Children | With Children and Adults | With Only Children | Unknown Household Type |
|---------------------------------------------------------------------------------------------------------------|-------|------------------|--------------------------|--------------------|------------------------|
| Able to maintain the housing they had at project start--Without a subsidy | 0 | 0 | 0 | 0 | 0 |
| Able to maintain the housing they had at project start--With the subsidy they had at project start | 0 | 0 | 0 | 0 | 0 |
| Able to maintain the housing they had at project start--With an on-going subsidy acquired since project start | 0 | 0 | 0 | 0 | 0 |
| Able to maintain the housing they had at project start--Only with financial assistance other than a subsidy | 0 | 0 | 0 | 0 | 0 |
| Moved to new housing unit--With on-going subsidy | 0 | 0 | 0 | 0 | 0 |
| Moved to new housing unit--Without an on-going subsidy | 0 | 0 | 0 | 0 | 0 |
| Moved in with family/friends on a temporary basis | 4 | 0 | 4 | 0 | 0 |
| Moved in with family/friends on a permanent basis | 0 | 0 | 0 | 0 | 0 |
| Moved to a transitional or temporary housing facility or program | 0 | 0 | 0 | 0 | 0 |
| Client became homeless – moving to a shelter or other place unfit for human habitation | 0 | 0 | 0 | 0 | 0 |
| Client went to jail/prison | 0 | 0 | 0 | 0 | 0 |
| Client died | 0 | 0 | 0 | 0 | 0 |
| Client doesn't know/Client refused | 0 | 0 | 0 | 0 | 0 |
| Data not collected (no exit interview completed) | 39 | 2 | 37 | 0 | 0 |
| Total | 43 | 2 | 41 | 0 | 0 |

Q25a: Number of Veterans

| | Total | Without Children | With Children and Adults | Unknown Household Type |
|------------------------------------|-------|------------------|--------------------------|------------------------|
| Chronically Homeless Veteran | 0 | 0 | 0 | 0 |
| Non-Chronically Homeless Veteran | 0 | 0 | 0 | 0 |
| Not a Veteran | 29 | 8 | 21 | 0 |
| Client Doesn't Know/Client Refused | 0 | 0 | 0 | 0 |
| Data Not Collected | 0 | 0 | 0 | 0 |
| Total | 29 | 8 | 21 | 0 |

Q26b: Number of Chronically Homeless Persons by Household

| | Total | Without Children | With Children and Adults | With Only Children | Unknown Household Type |
|------------------------------------|-------|------------------|--------------------------|--------------------|------------------------|
| Chronically Homeless | 0 | 0 | 0 | 0 | 0 |
| Not Chronically Homeless | 68 | 8 | 60 | 0 | 0 |
| Client Doesn't Know/Client Refused | 0 | 0 | 0 | 0 | 0 |
| Data Not Collected | 0 | 0 | 0 | 0 | 0 |
| Total | 68 | 8 | 60 | 0 | 0 |



Maps

Manatee County

Low & Moderate Income Areas

2020 HUD Low/Mod Data Percentage of Low/Mod Income Population by Block Group

- < 51%
- ≥ 51%
- Samoset West R/ECAP Target Area
- Washington Park Target Area
- Samoset Target Area
- South County R/ECAP Target Area
- Census Tracts (2010)
- Incorporated Cities
- Unincorporated Manatee County
- Water
- Interstates
- Major Roads
- Minor Roads

Source: 2010 TIGER/Line Shapefiles (Block Groups);
2020 HUD Low/Mod Data (2011-2015 ACS, Base Data)

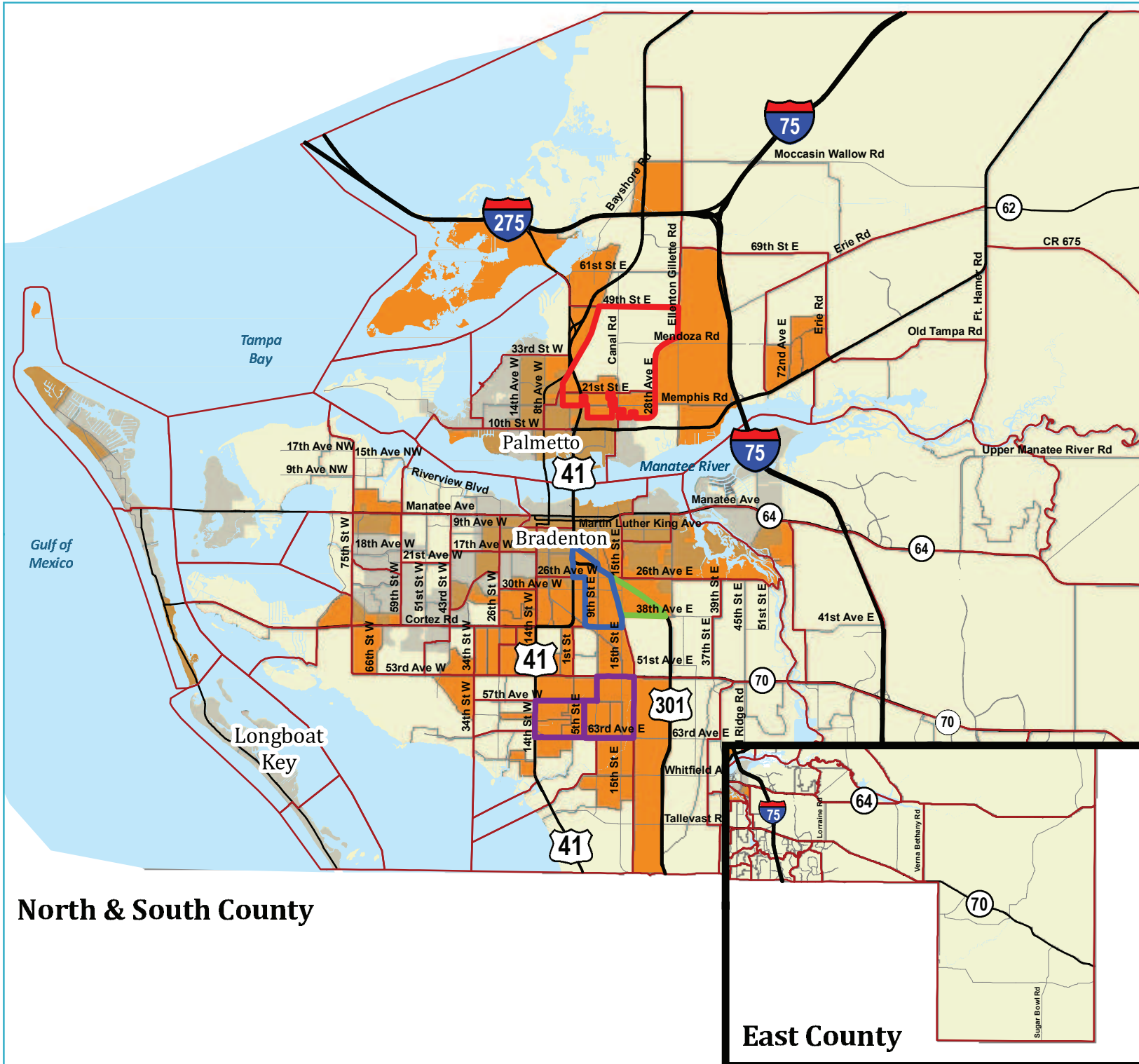
February 2020



0 1 2 Miles



One Tampa City Center
201 N. Franklin Street
Suite 1350
Tampa, FL 33602
www.WadeTrim.com



North & South County

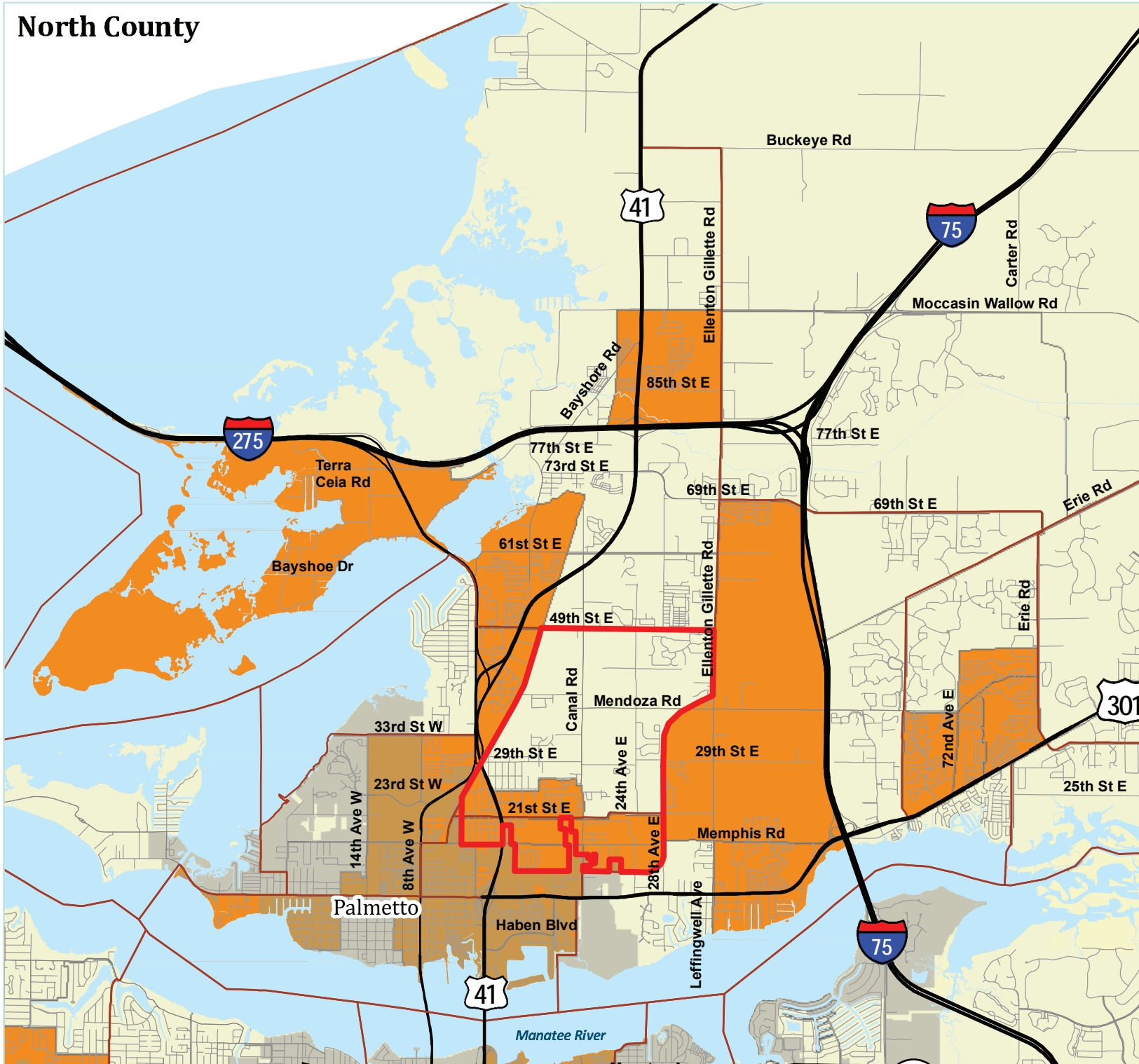
East County

North County

2020/2021
ANNUAL ACTION PLAN

Manatee County

2020 HUD Low & Moderate Income Areas

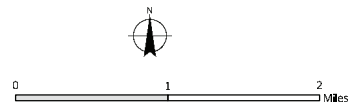


2020 HUD Low/Mod Data
Percentage of Low/Mod
Population by Block Group

- < 51%
- >= 51%
- Samoset West R/ECAP Target Area
- Washington Park Target Area
- Samoset Target Area
- South County R/ECAP Target Area
- Census Tracts (2010)
- Incorporated Cities
- Unincorporated Manatee County
- Water
- Interstates
- Major Roads
- Minor Roads

Source: 2010 TIGER/Line Shapefiles (Block Groups);
2020 HUD Low/Mod Data (2011-2015 ACS, Base Data)

February 2020



One Tampa City Center
201 N. Franklin Street
Suite 1350
Tampa, FL 33602
www.WadeTrim.com

Manatee County

2020 HUD Low & Moderate Income Areas

2020 HUD Low/Mod Data Percentage of Low/Mod Population by Block Group

- < 51%
- ≥ 51%
- Samoset West R/ECAP Target Area
- Washington Park Target Area
- Samoset Target Area
- South County R/ECAP Target Area
- Census Tracts (2010)
- Incorporated Cities
- Unincorporated Manatee County
- Water
- Interstates
- Major Roads
- Minor Roads

Source: 2010 TIGER/Line Shapefiles (Block Groups);
2020 HUD Low/Mod Data (2011-2015 ACS, Base Data)

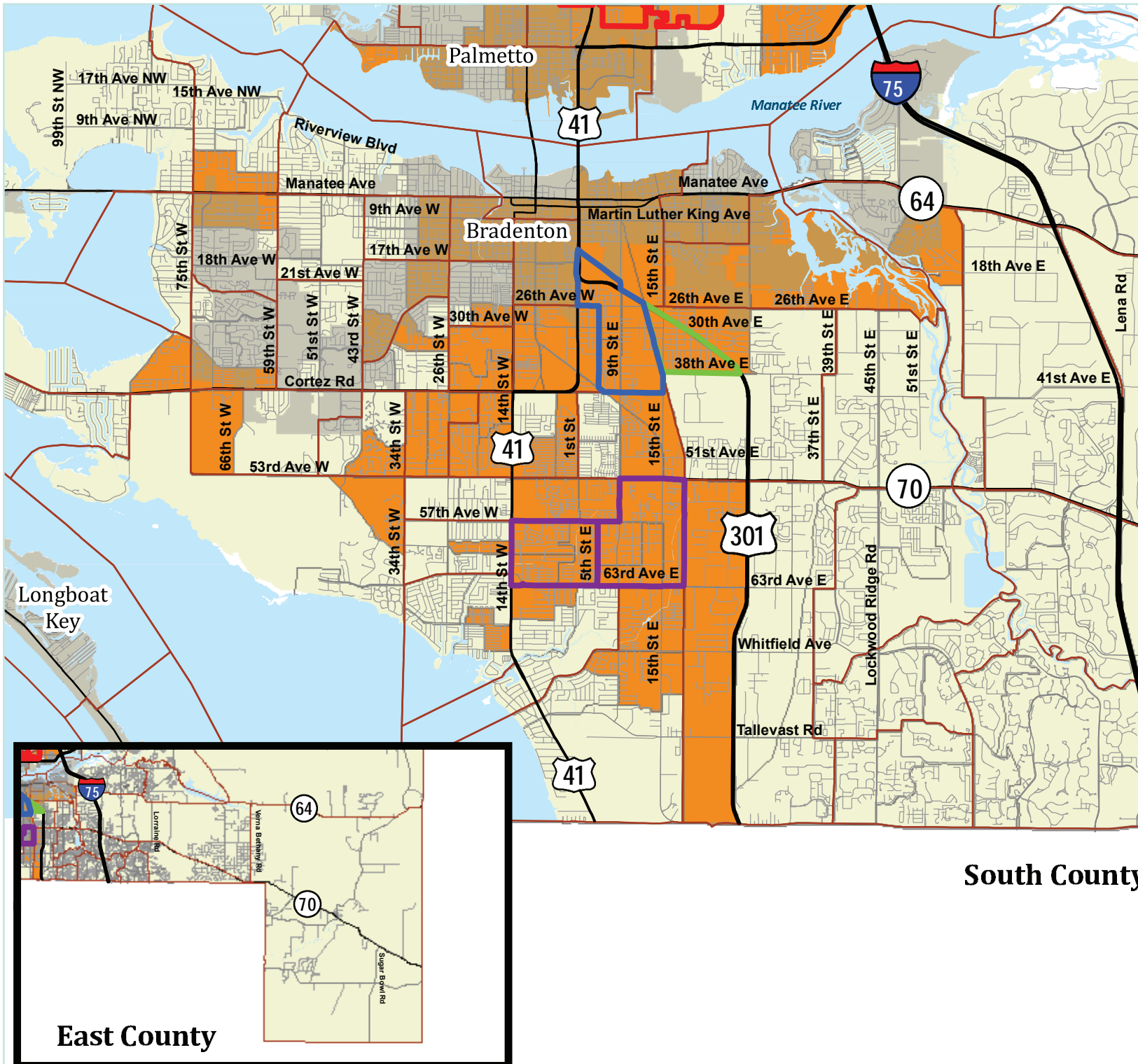
February 2020



0 1 2 Miles



One Tampa City Center
201 N. Franklin Street
Suite 1350
Tampa, FL 33602
www.WadeTrim.com




South County

East County

Manatee County

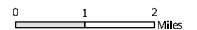
Low Income Population

2020 HUD Low/Mod Data Low Income Population (%)

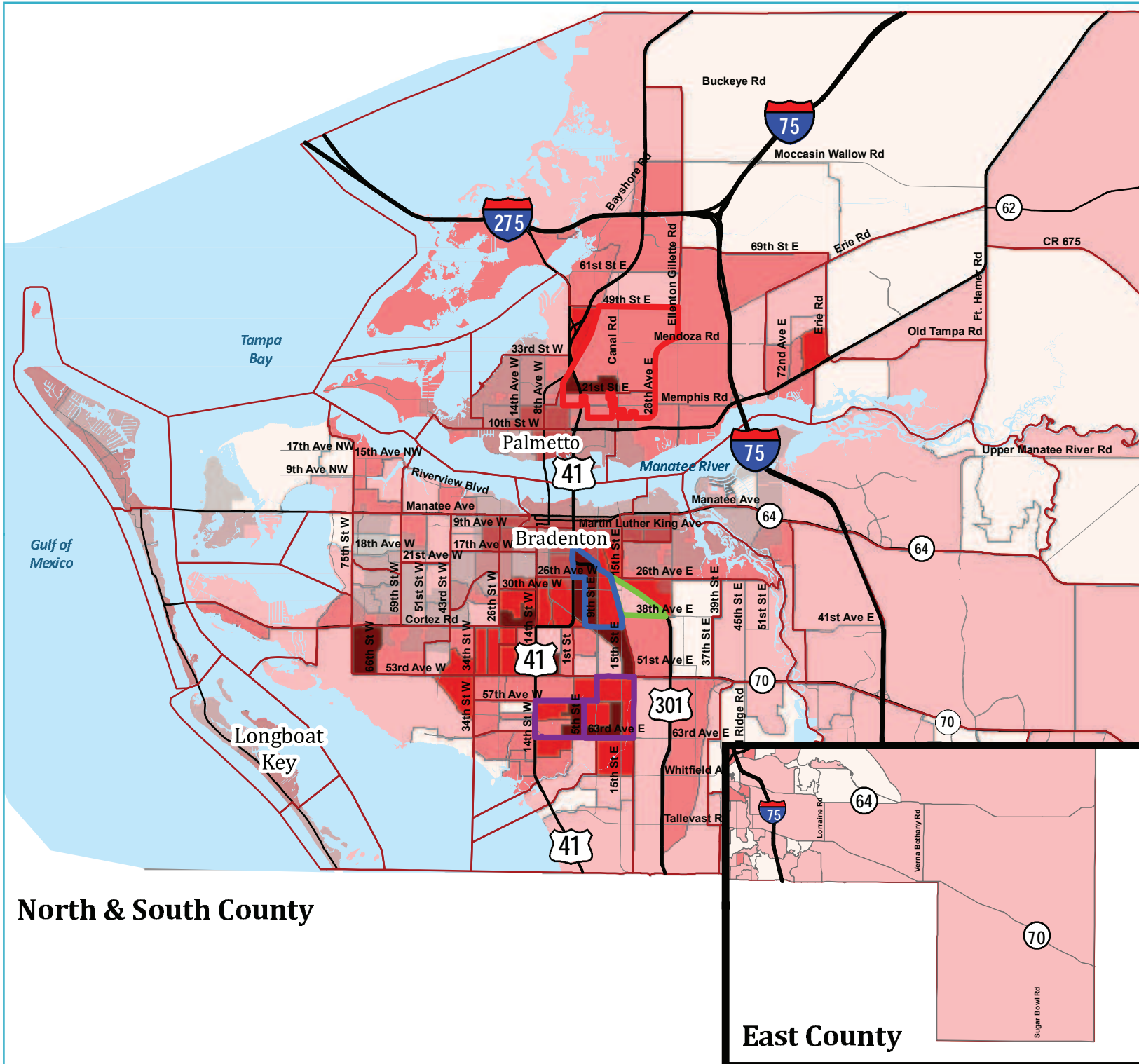


Source: 2010 TIGER/Line Shapefiles (Block Groups);
2019 HUD Low/Mod Data (2011-2015 ACS, Base Data);
HUD Open Data 2017

February 2020



One Tampa City Center
201 N. Franklin Street
Suite 1350
Tampa, FL 33602
www.WadeTrim.com



North & South County

East County

Manatee County

African-American Population

American Community Survey Percentage of Black or African-American Population by Block Group

- Less than 20%
- 20% - 29%
- 30% - 39%
- 40% - 49%
- Greater than 50%
- Samoset West R/ECAP Target Area
- Washington Park Target Area
- Samoset Target Area
- South County R/ECAP Target Area
- Census Tracts (2010)
- Incorporated Cities
- Unincorporated Manatee County
- Water
- Interstates
- Major Roads

Source: 2010 TIGER/Line Shapefiles (Block Groups);
2014-2018 American Community Survey, 5-Year Estimates;
HUD Open Data 2017

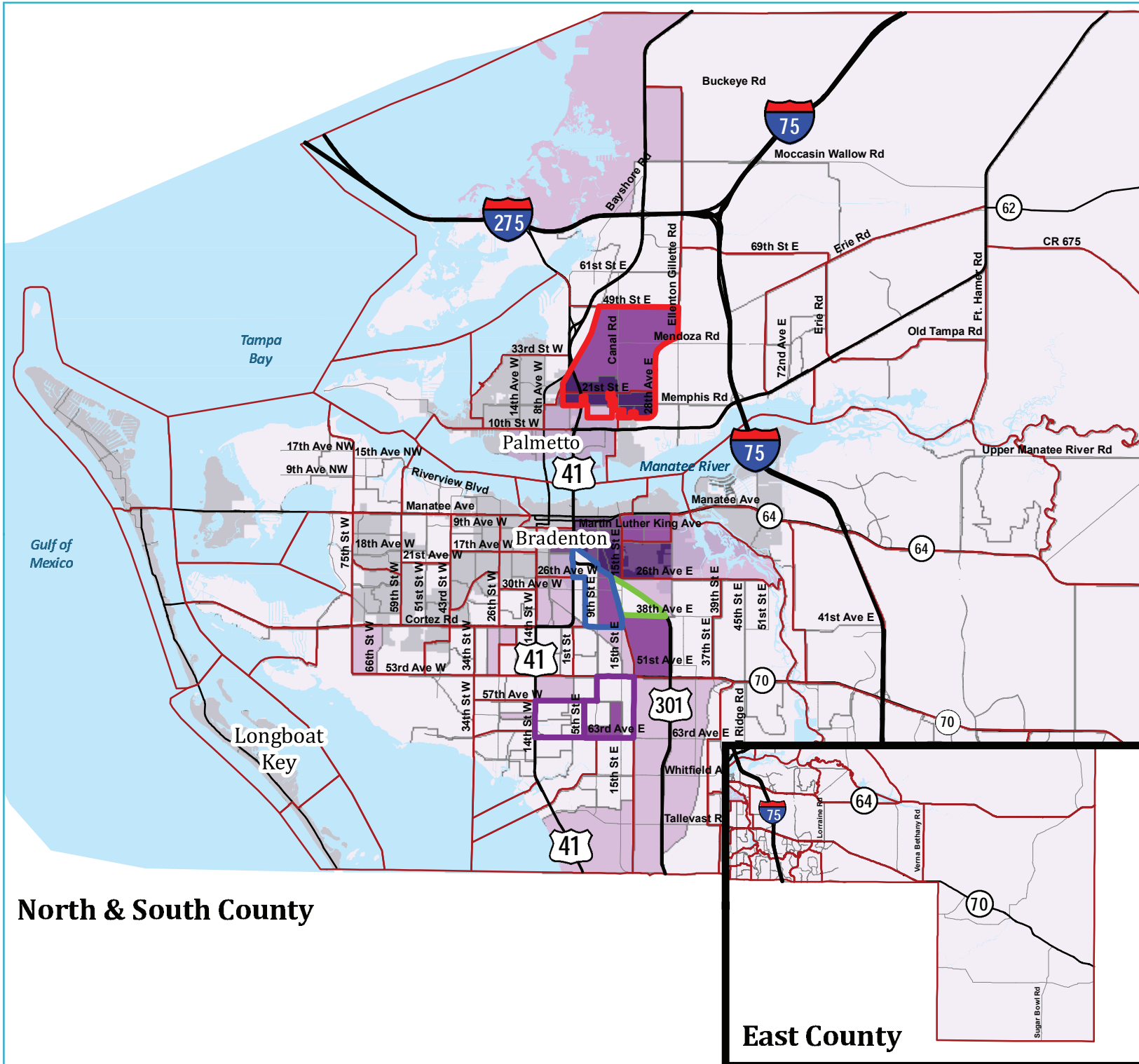
February 2020



0 1 2 Miles



One Tampa City Center
201 N. Franklin Street
Suite 1350
Tampa, FL 33602
www.WadeTrim.com



North & South County

East County

Manatee County

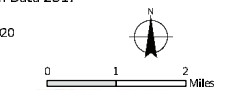
Hispanic or Latino Population

American Community Survey Percentage of Hispanic or Latino Population by Block Group

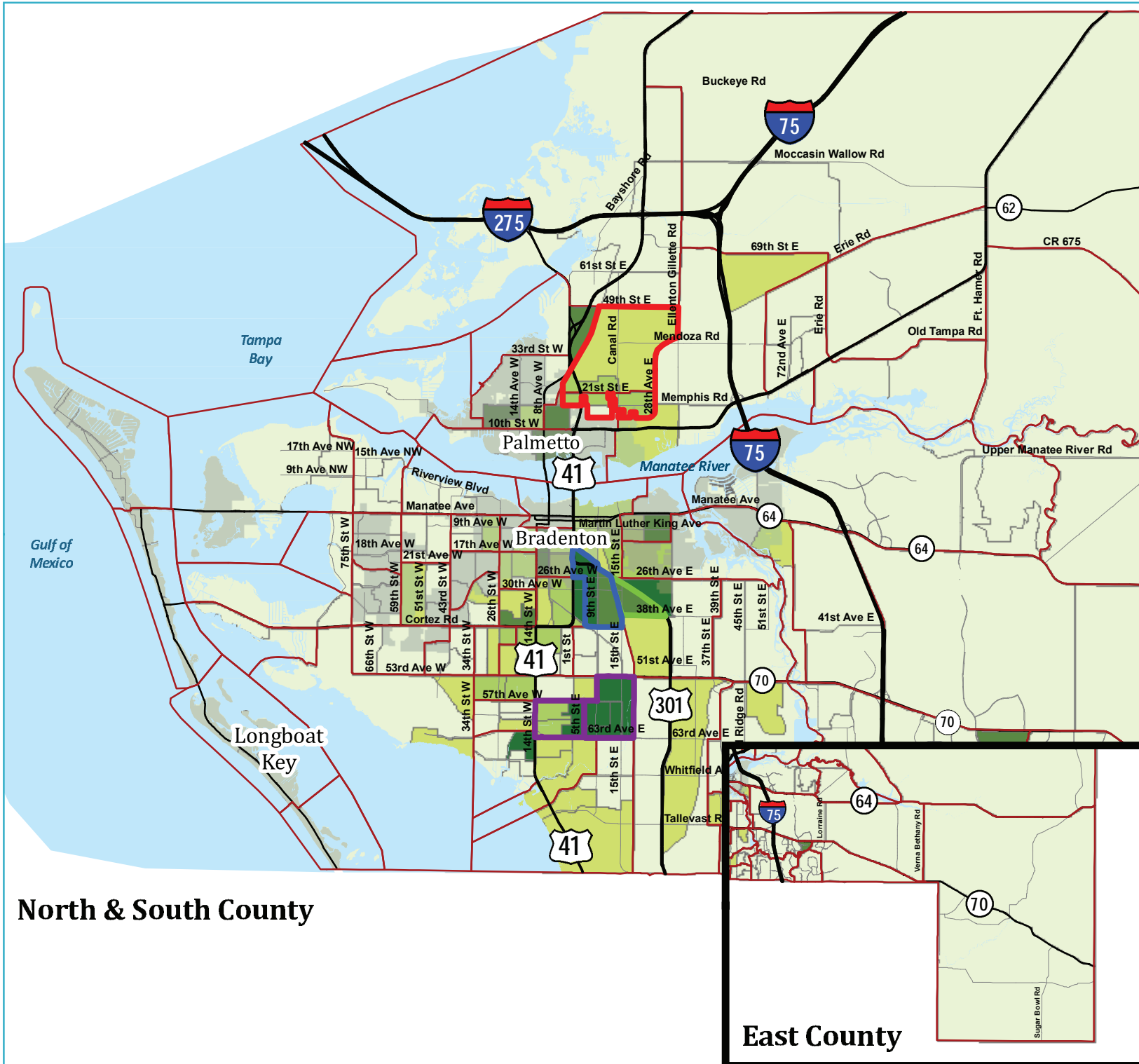
- Less than 20%
- 21% - 30%
- 31% - 40%
- 41% - 50%
- More than 50%
- Samoset West R/ECAP Target Area
- Washington Park Target Area
- Samoset Target Area
- South County R/ECAP Target Area
- Census Tracts (2010)
- Incorporated Cities
- Unincorporated Manatee County
- Water
- Interstates
- Major Roads

Source: 2010 TIGER/Line Shapefiles (Block Groups);
2013-2017 American Community Survey, 5-Year Estimates;
HUD Open Data 2017

February 2020



One Tampa City Center
201 N. Franklin Street
Suite 1350
Tampa, FL 33602
www.WadeTrim.com



North & South County

East County